RV

NAMUR Solenoid Valve (3/2)

Single control valve only

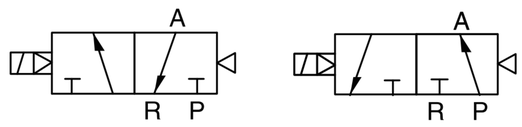

How to Order?

Low Power Solenoid Valve

Series No.	Valve body ID code	ID Code	Positions	Ways	Controls	Initial Status	Port Size	Reset Type	Valve Body Type	Voltage	Connection Mode	Cover Color	Patchcord	Thread Type
N	2: 2Series 3: 3Series	R: Standard armature +Engergy saving coil	2:2 positions	3:3 ways	1: Single control	Blank: Normal close H: Normal open	08:1/4" 10:3/8"	Q: Air return (1,2,3 series single solenoid control)	M:NAMUR	E1:AC110V E2:AC220V E4:DC24V (for 1series, only DC24V available)	Blank: DIN connector type L: Plug–in Type K: Water proof connector type (only for 2,3,4 series)	Blank: Brown translucent J: Colorless and translucent B: Black(only black color available for K/M)	Blank:Patchcord length is 0.3 meter 0.6M:Patchcord length is 0.6 meter 1M:Patchcord length is 1 meter (Options for "L:Plug–in type" Only)	Blank: G P: PT T: NPT

Order Example:

RV series low power solenoid valve,3/2 ways,2 series valve body size, single control,1/8 "port size, NUMAR type, DC24V,DIN connector, G thread, ERP code is N2R231–06ME4

Specifications

Model	N2R231–08QM	N3R231–08QM	N3R231–10QM
Port Size	G1/4	G1/4	G3/8
Sectional area(mm)	16(CV=0.89)	25(CV=1.40)	30(CV=1.68)
Working medium	Clean air(After 40 μm filteration)		
Acting type	Internal pilot		
Reset type	Air reset		
Lubrication	Not required		
Working pressure(MPa)	0.15~0.8		
Guaranteed Pressure(MPa)	1.2		
Working temperature(℃)	–20~70（Dry air）		
Voltage Range	–15%~10%		
Power Consumption	DC24V:0.7W AC220V:0.9VA AC110V:1.4VA		
Insulation Class	Class F		
Protective Class	IP65(DIN40050)		
Max. acting frequency	5 Cycles/s		
Activate time(S)	<0.05		
Weight(g)	N2R231–M:203	N3R231–M:295	

How to Order?

Standard Solenoid Valve

Series No.	Ways	Positions	Valve body ID code	Controls	Initial Status	—Port Size	Reset Type	Valve body Type	Voltage	Connection Mode	Cover Color	—Patchcord	—Thread Type

RV(Solenoid valve)

3:3 ways

2:2 positions

2: 2Series
3: 3Series

1: Single control

Blank: Normal close
H: Normal open

08:1/4"
10:3/8"

Q: Air return
(Only apply to 1,2,3 series single control valve)

M:NAMUR type

E1: AC110V	E6: AC36V
E2: AC220V	E7: AC24V
E3: AC380V	E8: DC110V
E4: DC24V	E9: DC48V
E5: DC12V	E10: DC36V

Blank: DIN connector
L: Plug–in Type
F: Flying leads
K: Waterproof DIN connector
(Only 2、3 series is opitional for K/M)

Blank: Brown translucent
J: Colorless and translucent
B: Black(only black color available for K/M)

Blank:Patchcord length is 0.3 meter
0.6M:Patchcord length is 0.6 meter
1M:Patchcord length is 1 meter
(Options for "L:Plug–in type" and "F:Flying leads type" Only)

Blank: G
P: PT
T: NPT

Order Example:

RV series solenoid valve,3/2 ways,2 series valve body size, single control,1/4 "port size, NUMAR type, standard coil, DC24V,Fly leads connector, G thread, ERP code is RV3221–08ME2F

Specifications

Model	RV3221–08QM	RV3231–08QM	RV3231–10QM
Port Size	G1/4	G1/4	G3/8
Sectional area(mm)	16(CV=0.89)	25(CV=1.40)	30(CV=1.68)
Working medium	Clean air(After 40 μ m filteration)		
Acting type	Internal pilot		
Reset type	Air reset		
Lubrication	Not required		
Working pressure(MPa)	0.15~0.8		
Guaranteed Pressure(MPa)	1.2		
Working temperature(℃)	–20~70（Dry air）		
Voltage Range	–15%~10%		
Power Consumption	DC:3.0W ; AC:4.0VA		
Insulation Class	Class F		
Protective Class	IP65(DIN40050)		
Max. acting frequency	5 cycles/s		
Activate time(S)	<0.05		
Weight(g)	RV3221– M:203	RV3231– M:295	

Flow Chat

N3R231–08QM、RV3231–08QM

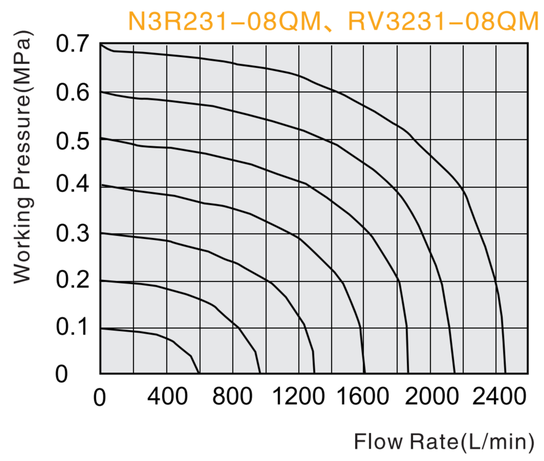

N2R231–08QM、RV3221–08QM

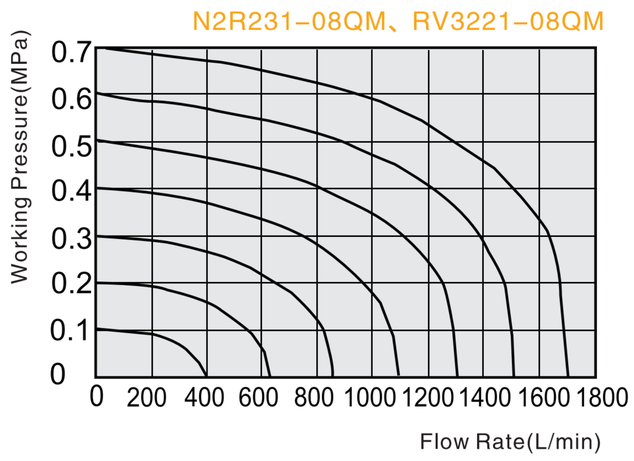

N3R231–10QM、RV3231–10QM

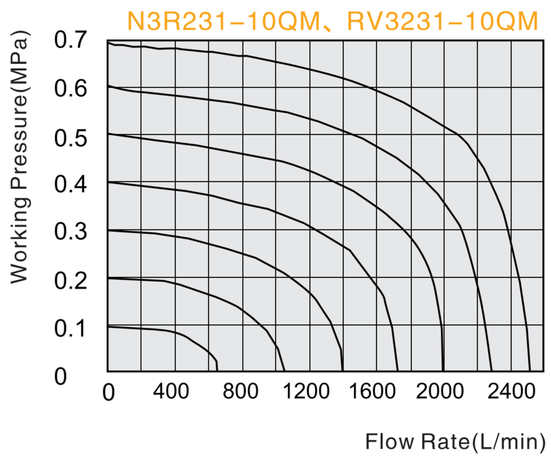

Internal Structure

Single Air Control(N.C)

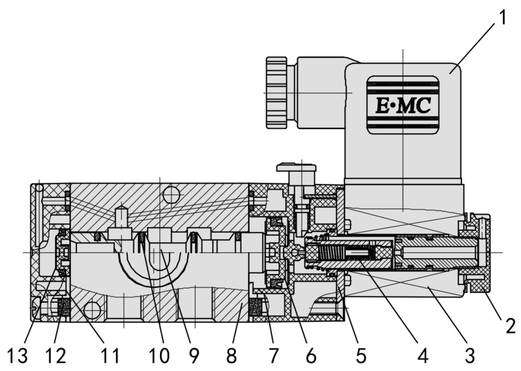

Single Air Control(N.O)

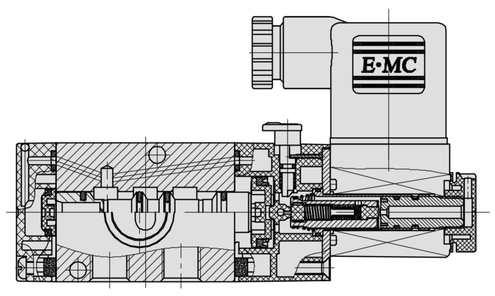

No.	Part Name	Material
1	Connector	Engineered plastics
2	Fixing Nut	POM
3	Coil	Brass+Thermoset Resin
4	Pilot Units	Pure iron+Brass +Stainless Steel
5	Plate	Carton Steel
6	Piston	POM
7	Pilot Seat	Engineered plastics
8	Valve Body	Aluminum Alloy
9	Spool	Aluminum Alloy
10	O ring	NBR
11	Rear Cover	Engineered plastics
12	Filter	High Molecular Material
13	Piston	Engineered plastics
14	Manual Override	Engineered plastics

Main Dimension

Single Solenoid Valve

DIN Type

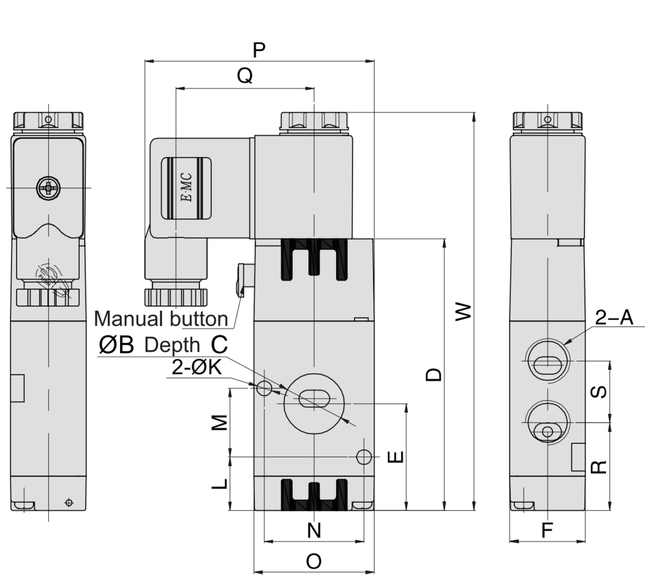

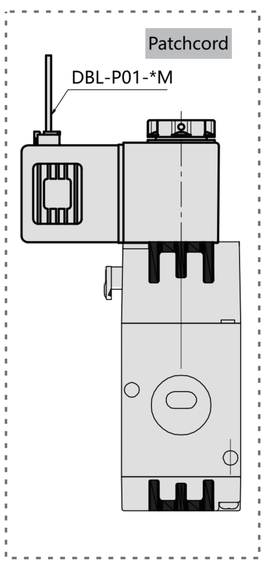

Flying Lead Type

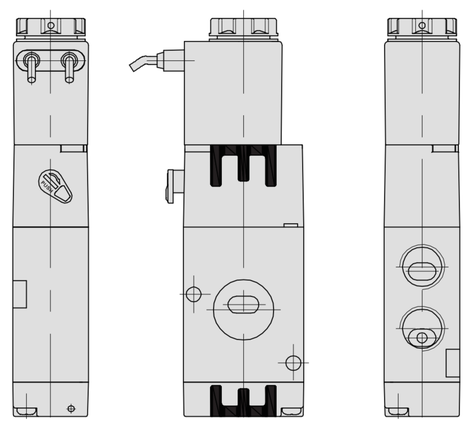

(mm)

Model\Sign	A	B	C	D	E	F	K	L	M	N	O	P	Q	R	S	W	W1*
RV3221-08QM	G1/4	17.6	1.5	79	31	22	4.3	15.5	20	29	35	66.7	40.2	25.5	18	115.7	166.4
RV3231-08QM	G1/4	19.6	1.5	97.6	42.1	27	5.2	18.1	24	32	40	69.2	40.2	31.1	21	134.3	185.4
RV3231-10QM	G3/8	19.6	1.5	97.6	42.1	27	5.2	18.1	24	32	40	69.2	40.2	30.1	23	134.3	185.4

Note: The dimensions of N series and RV series are same.