

⦿ Tips for using fittings

Please Read follow information before using the product

Warning

1. Do not use the fittings to fluid except water, air, confirm before using to other fluid.
2. Do not use other fittings in condition that sputter is existing, anti-sputter fitting are only permitted, or it may cause the danger of fire.
3. Do not use fittings except rotary fitting, high speed rotary fitting or multi-way rotary fitting in condition that require rotary at the thread side or hose side, it will cause damage to rotate or press the un-rotary fittings.
4. Do not use fitting except EG fittings in condition that requires no static electric. Or it will cause the damage to system for existing of static electric.
5. Avoid external impact such as bending, twisting or drawing on fittings, as these external impact will cause damage to the fittings.

Caution

Be sure the tolerance of fittings to meet the following conditions for the tube, otherwise it may cause leakage of air or inferiority of the application

⦿ Table 1 to check tolerance

Metric Size	Nylon Tube	Polyurethane Tube	Inch Size	Nylon Tube	Polyurethane Tube
φ 3mm	-	±0.08	φ 1/8	±0.08	±0.08
φ 4mm	±0.1	±0.1	φ 5/32	±0.1	±0.1
φ 6mm	±0.1	±0.1	φ 3/16	±0.1	±0.1
φ 8mm	±0.1	±0.1	φ 1/4	±0.1	±0.1
φ 10mm	±0.1	±0.1	φ 5/16	±0.1	±0.1
φ 12mm	±0.15	±0.1	φ 3/8	±0.15	±0.1
φ 14mm	±0.15	±0.1	φ 1/2	±0.15	±0.1
φ 16mm	±0.15	±0.1	φ 5/8	±0.15	±0.1

⦿ Cautions for installing tube

1. Be sure that the section of tube is cut at a right angle .make sure there is no indication of damage to the outside of tube .
2. Try to pull the tube out to check if it has inserted tightly.

⦿ Cautions for disconnecting tube

1. Be sure the pressure inside tube is at 0 before disconnecting tube.
2. Pull the tube out after press the sleeve at both end.It may cause scratch, damage on tube or could not pull it out if the sleeve is not pressed rightly. The scratch may left inside fitting and cause air leakage.

⦿ Caution for installing equipment body

1. Choose the correct tool and size to install the fitting onto equipment by its hexagon head or hexagon socket design.
2. When fastening the thread, please refer to table 2 for the specific torque range, if torque is high than recommended, this may cause damage or air leakage, if torque is lower than the recommended, this may cause leakage.
3. After fastening the quick connect fitting, the direction of it should not be changed, if adjusting, please refer to the range of torque.

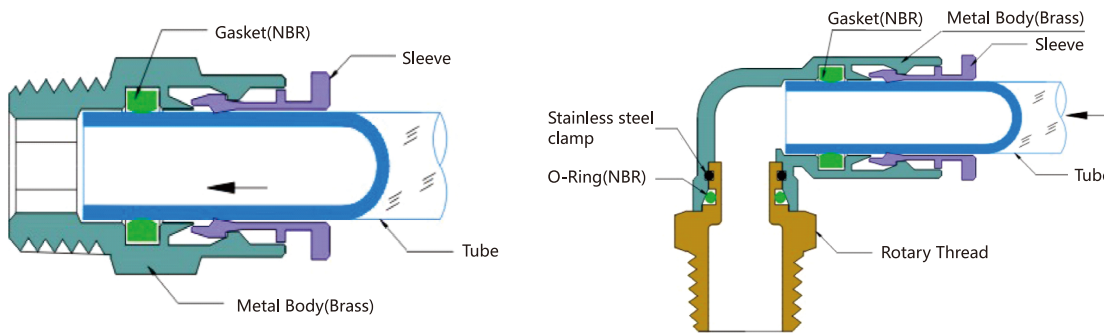
Table 2 suggested torque, coating or gaskets

Thread Type	Thread Size	Torque	Coating Sealant Color	Gasket Material
Metric Thread	M3x0.5	0.7N · m(7kgf · cm)	-	NBR
	M5x0.8	1-1.5N · m (10-15kgf · cm)		
	M6x1.0	1.8-2.3N · m(18-23kgf · cm)		
BSPT thread	R1/8	7-9N · m(70-90kgf · cm)	White	-
	R1/4	12-14N · m(120-140kgf · cm)		
	R3/8	22-24N · m (220-240kgf · cm)		
	R1/2	28-30N · m (280-300kgf · cm)		
Unified inch screw thread	No.10-32 UNF	1.5-1.9N · m (15-19kgf · cm)	-	NBR
NPT Thread	1/6-28NPT	7-9N · m (70-90kgf · cm)	White	-
	1/8-27NPT	7-9N · m(70-90kgf · cm)		
	1/4-18NPT	12-14N · m(120-140kgf · cm)		
	3/8-18NPT	22-24N · m (220-240kgf · cm)		
	1/2-14NPI	28-30N · m (280-300kgf · cm)		

Features

1. Metal push in fittings are specially wide used in pneumatic hose related system, with wide varieties to meet all kind of requirements.
2. Rotary body to make pipe connection available at 360° even after installed.
3. Nickel-plated body make the fitting resist to more corrosive and polluted condition.
4. All taped thread fittings are coated with sealant.
5. All parallel thread fittings are fitted with O-ring.

Structure chart



Specifications

Fluid	Air/water (conditional)
U/Operating Pressure	0.095-2.5MPa
Negative Pressure	1.6MPa
Max Pressure	-100KPa (10 Torr)
E/Applicable Tube	-30-120°C

Warning

1. Working temperature: -30~20°C
2. Working pressure: 0.095-2.5MPa
3. No water hammer(or flow slam)allowed
4. Must connect with hose
5. Water is allowed in some conditions


How to Order?


Series No.	O.D. of Tube	Port Size	Thread Type	Type Number
EMC EML EMB ...	04: 4mm 06: 6mm 08: 8mm 10: 10mm 12: 12mm	M8: M8 01: 1/8" 02: 1/4" 03: 3/8" 04: 1/2"	P: PT G: G T: NPT	A

Order example:

E.MC Series Nickel Plated Brass Fittings, for 4mm O.D. Tube, PT1/8" port size, ERP code is: EMC04-01P-A.

Metric Tubing-PT Thread

EMC	Model	A	D	C	F	L	G	H	SW	SW1	Weight (g)
	EMC04-01P-A	4	R1/8	13.5	8	17	11.3	8	10	2.5	5.6
	EMC04-02P-A	4	R1/4	13.5	8	18	15.8	9	14	/	13.8
	EMC06-01P-A	6	R1/8	17	11.8	23.4	13.5	8	12	4	10.1
	EMC06-02P-A	6	R1/4	17	11.8	21.2	15.8	9	14	4	13.7
	EMC06-03P-A	6	R3/8	17	11.8	19.2	19.1	9.5	17	4	23.4
	EMC06-04P-A	6	R1/2	17	11.8	21	23.7	11.5	21	/	39.6
	EMC08-01P-A	8	R1/8	17.5	13.6	27.5	15.8	8	14	5	16
	EMC08-02P-A	8	R1/4	17.5	13.6	24.4	15.8	9	14	6	16
	EMC08-03P-A	8	R3/8	17.5	13.6	21	19.1	9.5	17	6	21.7
	EMC08-04P-A	8	R1/2	17.5	13.6	21	23.7	11.5	21	6	38.6
	EMC10-01P-A	10	R1/8	19.7	15.7	29.4	19.1	8	17	5	22
	EMC10-02P-A	10	R1/4	19.7	15.7	30.4	19.1	9	17	6	26.5
	EMC10-03P-A	10	R3/8	19.7	15.7	26.1	19.1	9.5	17	8	26.8
	EMC10-04P-A	10	R1/2	19.7	15.7	23.8	23.7	11.5	21	8	39.5
	EMC12-01P-A	12	R1/8	18.7	17.8	29.2	21.4	8	19	5	26.2
	EMC12-02P-A	12	R1/4	18.7	17.8	30.2	21.4	9	19	6	26.5
EMC12-03P-A	12	R3/8	18.7	17.8	28.2	21.4	9.5	19	8	29.5	
EMC12-04P-A	12	R1/2	18.7	17.8	25.7	23.7	11.5	21	8	37.1	
EMC14-03P-A	14	R3/8	20.5	20.8	31.8	23.7	9.5	21	-	39.8	
EMC14-04P-A	14	R1/2	20.5	20.8	29.8	23.7	11.5	21	-	44.4	
EMC16-03P-A	16	R3/8	21.5	22.8	33.8	26.9	9.5	24	-	44.9	
EMC16-04P-A	16	R1/2	21.5	22.8	32.8	26.9	11.5	24	-	51.8	
EMC16-06P-A	16	R3/4	21.5	22.8	31.8	30.4	12	27	-	-	

EML	Model	A	D	C	F	M	E	H	G	SW	SW1	Weight (g)
	EML04-01P-A	4	R1/8	13.5	8	16.6	17.6	8	11.3	6	10	5.6
	EML04-02P-A	4	R1/4	13.5	8	16.6	18.6	9	15.8	6	14	13.8
	EML06-01P-A	6	R1/8	17	11.8	22	21	8	13.5	-	12	10.1
	EML06-02P-A	6	R1/4	17	11.8	22	22	9	15.8	-	14	13.7
	EML06-03P-A	6	R3/8	17	11.8	22	22.5	9.5	19.1	-	17	23.4
	EML06-04P-A	6	R1/2	17	11.8	22	24.5	11.5	23.7	-	21	39.6
	EML08-01P-A	8	R1/8	17.5	13.6	22.8	21.3	8	13.5	11.5	12	16
	EML08-02P-A	8	R1/4	17.5	13.6	22.8	22.3	9	15.8	11.5	14	16
	EML08-03P-A	8	R3/8	17.5	13.6	22.8	22.8	9.5	19.1	11.5	17	21.7
	EML08-04P-A	8	R1/2	17.5	13.6	22.8	24.8	11.5	23.7	11.5	21	38.6
	EML10-01P-A	10	R1/8	19.7	15.7	26.5	26.4	8	15.8	12	14	22
	EML10-02P-A	10	R1/4	19.7	15.7	26.5	27.4	9	15.8	12	14	26.5
	EML10-03P-A	10	R3/8	19.7	15.7	26.5	27.9	9.5	19.1	12	17	26.8
	EML10-04P-A	10	R1/2	19.7	15.7	26.5	29.9	11.5	23.7	12	21	39.5
	EML12-01P-A	12	R1/8	18.7	17.8	27.8	27.9	8	19.1	14	14	26.2
	EML12-02P-A	12	R1/4	18.7	17.8	27.8	28.9	9	19.1	14	14	26.5
EML12-03P-A	12	R3/8	18.7	17.8	27.8	29.4	9.5	19.1	14	17	29.5	
EML12-04P-A	12	R1/2	18.7	17.8	27.8	31.4	11.5	23.7	14	21	37.1	
EML14-03P-A	14	R3/8	20.5	20.8	30	34.4	9.5	23.7	19	17	39.8	
EML14-04P-A	14	R1/2	20.5	20.8	30	36.4	11.5	23.7	19	17	44.4	
EML16-03P-A	16	R3/8	21.5	22.8	32.3	34.4	9.5	23.7	19	21	44.9	
EML16-04P-A	16	R1/2	21.5	22.8	32.3	36.4	11.5	23.7	19	21	51.8	
EML16-06P-A	16	R3/4	21.5	22.8	32.3	37.4	12	29.2	19	26	-	

Nickel Plated Brass Fittings



Metric Tubing-PT Thread

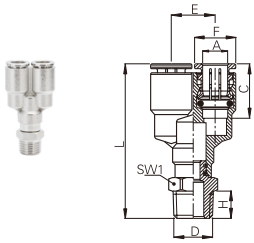
EMOC		Model	A	D	F	L	C	H	G	SW1	Weight (g)
	EMOC04-01P-A	4	R1/8	8	17	13.5	8	10	2.5	6.6	
	EMOC06-01P-A	6	R1/8	11.8	22.4	17	8	11.8	4	8.2	
	EMOC06-02P-A	6	R1/4	11.8	21.2	17	9	14	4	14.9	
	EMOC08-01P-A	8	R1/8	13.6	26.5	17.5	8	13.8	5	13.9	
	EMOC08-02P-A	8	R1/4	13.6	24.4	17.5	9	13.8	6	14	
	EMOC08-03P-A	8	R3/8	13.6	21	17.5	9.5	16.8	6	19.7	
	EMOC10-02P-A	10	R1/4	15.7	29	19.7	9	16	6	25.2	
	EMOC10-03P-A	10	R3/8	15.7	26.1	19.7	9.5	16.8	8	23.4	
	EMOC12-02P-A	12	R1/4	17.8	29.2	18.7	9	18.5	6	22.6	
	EMOC12-03P-A	12	R3/8	17.8	27.2	18.7	9.5	18.5	8	26.1	
EMOC12-04P-A	12	R1/2	17.8	25.7	18.7	11.5	21	8	35.9		

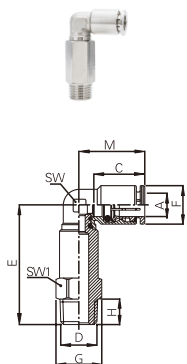
EMB		Model	A	D	c	F	L	E	H	G	SW	SW1	Weight (g)
	EMB04-01P-A	4	R1/8	13.5	8	32.4	17.6	8	11.3	6	10	11.9	
	EMB04-02P-A	4	R1/4	13.5	8	32.4	18.6	9	15.8	6	14	17.9	
	EMB06-01P-A	6	R1/8	17	11.8	43.2	26	8	13.5	10	12	33.1	
	EMB06-02P-A	6	R1/4	17	11.8	43.2	27	9	15.8	10	14	34	
	EMB06-03P-A	6	R3/8	17	11.8	43.2	27.5	9.5	19.1	10	17	36.2	
	EMB06-04P-A	6	R1/2	17	11.8	43.2	29.5	11.5	23.7	10	21	45.4	
	EMB08-01P-A	8	R1/8	17.5	13.6	44.6	24	8	13.5	12	12	41.3	
	EMB08-02P-A	8	R1/4	17.5	13.6	44.6	25	9	15.8	12	14	39.5	
	EMB08-03P-A	8	R3/8	17.5	13.6	44.6	25.5	9.5	19.1	12	17	47	
	EMB08-04P-A	8	R1/2	17.5	13.6	44.6	27.5	11.5	23.7	12	21	54.6	
	EMB10-01P-A	10	R1/8	19.7	15.7	54.4	25.8	8	15.8	12.5	14	43.2	
	EMB10-02P-A	10	R1/4	19.7	15.7	54.4	26.8	9	15.8	12.5	14	47.2	
	EMB10-03P-A	10	R3/8	19.7	15.7	54.4	27.3	9.5	19.1	12.5	17	50	
	EMB10-04P-A	10	R1/2	19.7	15.7	54.4	29.3	11.5	23.7	12.5	21	56.7	
EMB12-01P-A	12	R1/8	18.7	17.8	55	27.9	8	19.1	14	14	63.1		
EMB12-02P-A	12	R1/4	18.7	17.8	55	28.9	9	19.1	14	14	62.8		
EMB12-03P-A	12	R3/8	18.7	17.8	55	29.4	9.5	19.1	14	17	70.1		
EMB12-04P-A	12	R1/2	18.7	17.8	55	31.4	11.5	23.7	14	21	72.4		

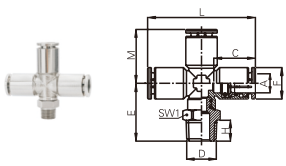
EMP		Model	A	D	C	F	H	E	L	M	SW	SW1	Weight (g)
	EMP04-01P-A	4	R1/8	13.5	8	8	17.6	33.8	16.2	6	10	13.3	
	EMP04-02P-A	4	R1/4	13.5	8	9	18.6	34.8	16.2	6	14	18.8	
	EMP06-01P-A	6	R1/8	17	11.8	8	26	47.6	21.6	10	12	31.5	
	EMP06-02P-A	6	R1/4	17	11.8	9	27	48.6	21.6	10	14	34.4	
	EMP06-03P-A	6	R3/8	17	11.8	9.5	27.5	49.1	21.6	10	17	—	
	EMP06-04P-A	6	R1/2	17	11.8	11.5	29.5	51.1	21.6	10	21	—	
	EMP08-01P-A	8	R1/8	17.5	13.6	8	24	46.3	22.3	12	12	37	
	EMP08-02P-A	8	R1/4	17.5	13.6	9	25	47.3	22.3	12	14	38.3	
	EMP08-03P-A	8	R3/8	17.5	13.6	9.5	25.5	47.8	22.3	12	17	44.1	
	EMP08-04P-A	8	R1/2	17.5	13.6	11.5	27.5	49.8	22.3	12	21	58.7	
	EMP10-01P-A	10	R1/8	19.7	15.7	8	25.8	53	27.2	12.5	14	44.9	
	EMP10-02P-A	10	R1/4	19.7	15.7	9	26.8	54	27.2	12.5	14	47.2	
	EMP10-03P-A	10	R3/8	19.7	15.7	9.5	27.3	54.5	27.2	12.5	17	52.7	
	EMP10-04P-A	10	R1/2	19.7	15.7	11.5	29.3	56.5	27.2	12.5	21	60.1	
EMP12-01P-A	12	R1/8	18.7	17.8	8	27.9	55.4	27.5	14	14	—		
EMP12-02P-A	12	R1/4	18.7	17.8	9	28.9	56.4	27.5	14	14	65.1		
EMP12-03P-A	12	R3/8	18.7	17.8	9.5	29.4	56.9	27.5	14	17	68.6		
EMP12-04P-A	12	R1/2	18.7	17.8	11.5	31.4	58.9	27.5	14	21	73.7		

EMH		Model	A	D	C	F	L	E	B	SW1	Weight (g)
	EMH04-01P-A	4	R1/8	13.5	8	14.5	22.4	25	12	16.5	
	EMH04-02P-A	4	R1/4	13.5	8	17.5	22.9	29	15	33.7	
	EMH06-01P-A	6	R1/8	17	11.8	14.5	24.2	25	12	27.9	
	EMH06-02P-A	6	R1/4	17	11.8	17.5	26.5	29	15	38.7	
	EMH06-03P-A	6	R3/8	17	11.8	19.5	28.5	33	21	61.7	
	EMH06-04P-A	6	R1/2	17	11.8	22	30.5	36	24	—	
	EMH08-01P-A	8	R1/8	17.5	13.6	14.5	25.9	25	12	27.9	
	EMH08-02P-A	8	R1/4	17.5	13.6	17.5	26.9	29	15	36.6	
	EMH08-03P-A	8	R3/8	17.5	13.6	19.5	29.3	33	21	61.4	
	EMH08-04P-A	8	R1/2	17.5	13.6	22	30.8	36	24	89.9	
	EMH10-01P-A	10	R1/8	19.7	15.7	15.5	30.5	25	12	38.6	
	EMH10-02P-A	10	R1/4	19.7	15.7	18.5	31.5	29	15	47.9	
	EMH10-03P-A	10	R3/8	19.7	15.7	19.5	32.6	33	21	72.5	
	EMH10-04P-A	10	R1/2	19.7	15.7	22	33.5	36	24	86.8	
EMH12-02P-A	12	R1/4	18.7	17.8	19.5	30	29	15	47.9		
EMH12-03P-A	12	R3/8	18.7	17.8	20.5	32.2	33	21	69.8		
EMH12-04P-A	12	R1/2	18.7	17.8	22	33.5	36	24	85.8		

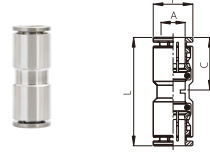
◎ Metric Tubing-PT Thread

EMW	Model	A	D	C	F	L	E	H	SW1	Weight (g)
	EMW04-01G-A	4	R1/8	13.5	8	34.3	8.6	9	12	14.2
	EMW04-02G-A	4	R1/4	13.5	8	34.3	8.6	9	14	—
	EMW06-01G-A	6	R1/8	17	11.8	42.7	12.6	8	12	30
	EMW06-02G-A	6	R1/4	17	11.8	43.2	12.6	9	14	40.1
	EMW06-03G-A	6	R3/8	17	11.8	43.7	12.6	9.5	17	46.3
	EMW06-04G-A	6	R1/2	17	11.8	45.7	12.6	11.5	21	58.7
	EMW08-01G-A	8	R1/8	17.5	13.6	49.7	14.5	8	12	43.7
	EMW08-02G-A	8	R1/4	17.5	13.6	50.2	14.5	9	14	47.8
	EMW08-03G-A	8	R3/8	17.5	13.6	50.7	14.5	9.5	17	58.4
	EMW08-04G-A	8	R1/2	17.5	13.6	52.7	14.5	11.5	21	—
	EMW10-01G-A	10	R1/8	19.7	15.7	49.5	17	8	14	58.8
	EMW10-02G-A	10	R1/4	19.7	15.7	50.5	17	9	14	58.7
	EMW10-03G-A	10	R3/8	19.7	15.7	51	17	9.5	17	53.4
	EMW10-04G-A	10	R1/2	19.7	15.7	53	17	11.5	21	72.9
	EMW12-01G-A	12	R1/8	18.7	17.8	52.9	20	8	17	—
	EMW12-02G-A	12	R1/4	18.7	17.8	53.9	20	9	17	80.4
	EMW12-03G-A	12	R3/8	18.7	17.8	54.4	20	9.5	17	—
	EMW12-04G-A	12	R1/2	18.7	17.8	56.4	20	11.5	21	—

EMLL	Model	A	D	C	F	M	E	H	G	SW	SW1	Weight (g)
	EMLL04-01P-A	4	R1/8	13.5	8	16.6	37.6	8	11.3	6	10	—
	EMLL04-02P-A	4	R1/4	13.5	8	16.6	38.6	9	15.8	6	14	—
	EMLL06-01P-A	6	R1/8	17	11.8	22	41	8	13.5	—	12	33
	EMLL06-02P-A	6	R1/4	17	11.8	22	42	9	15.8	—	14	41.8
	EMLL06-03P-A	6	R3/8	17	11.8	22	42.5	9.5	19.1	—	17	—
	EMLL06-04P-A	6	R1/2	17	11.8	22	44.5	11.5	23.7	—	21	—
	EMLL08-01P-A	8	R1/8	17.5	13.6	22.8	41.3	8	13.5	11.5	12	37.2
	EMLL08-02P-A	8	R1/4	17.5	13.6	22.8	42.3	9	15.8	11.5	14	45.4
	EMLL08-03P-A	8	R3/8	17.5	13.6	22.8	42.8	9.5	19.1	11.5	17	—
	EMLL08-04P-A	8	R1/2	17.5	13.6	22.8	44.8	11.5	23.7	11.5	21	—
	EMLL10-01P-A	10	R1/8	19.7	15.7	26.5	46.4	8	15.8	12	14	—
	EMLL10-02P-A	10	R1/4	19.7	15.7	26.5	47.4	9	15.8	12	14	53.9
	EMLL10-03P-A	10	R3/8	19.7	15.7	26.5	47.9	9.5	19.1	12	17	65
	EMLL10-04P-A	10	R1/2	19.7	15.7	26.5	49.9	11.5	23.7	12	21	—
	EMLL12-01P-A	12	R1/8	18.7	17.8	27.8	47.9	8	19.1	14	14	—
	EMLL12-02P-A	12	R1/4	18.7	17.8	27.8	48.9	9	19.1	14	14	—
	EMLL12-03P-A	12	R3/8	18.7	17.8	27.8	49.4	9.5	19.1	14	17	75
	EMLL12-04P-A	12	R1/2	18.7	17.8	27.8	51.4	11.5	23.7	14	21	—

EMZT	Model	A	D	C	F	M	E	H	L	SW1	Weight (g)
	EMZT04-01P-A	4	R1/8	13.5	8	16.2	17.6	8	32.4	10	—
	EMZT04-02P-A	4	R1/4	13.5	8	16.2	18.6	9	32.4	14	—
	EMZT06-01P-A	6	R1/8	17	11.8	21.6	26	8	43.2	12	35
	EMZT06-02P-A	6	R1/4	17	11.8	21.6	27	9	43.2	14	38.9
	EMZT08-01P-A	8	R1/8	17.5	13.6	22.3	24	8	44.6	12	46.5
	EMZT08-02P-A	8	R1/4	17.5	13.6	22.3	25	9	44.6	14	49.1
	EMZT08-03P-A	8	R3/8	17.5	13.6	22.3	25.5	9.5	44.6	17	59.2
	EMZT08-04P-A	8	R1/2	17.5	13.6	22.3	27.5	11.5	44.6	21	—
	EMZT10-03P-A	10	R3/8	19.7	15.7	27.2	27.3	9.5	54.4	17	—
	EMZT12-04P-A	12	R1/2	18.7	17.8	27.5	31.4	11.5	55	21	—

◎ Metric Tubing

EMU	Model	A	F	C	L	Weight (g)
	EMU04-A	4	8.0	14	29	5
	EMU06-A	6	11.8	17	34	15
	EMU08-A	8	13.6	18	36	20
	EMU10-A	10	15.7	20	41	27
	EMU12-A	12	17.8	19	39	32
	EMU14-A	14	20.8	21	44	52
	EMU16-A	16	22.8	22	45	63

Nickel Plated Brass Fittings



Metric Tubing

EMY		Model	A	F	L	C	E	Weight (g)
		EMY04-A	4	8.0	31	14	9	9.2
		EMY06-A	6	11.8	38	17	13	28.2
		EMY08-A	8	13.6	42	18	15	38.5
		EMY10-A	10	15.7	46	20	17	60.2
		EMY12-A	12	17.8	47	19	20	68.0

EME		Model	A	F	C	L	M	SW	Weight (g)
		EME04-A	4	8.0	14	32	16	6.0	7.9
		EME08-A	6	11.8	17	43	22	10.0	28.8
		EME06-A	8	13.6	18	45	22	12.0	33.9
		EME10-A	10	15.7	20	54	27	12.5	46.1
		EME12-A	12	17.8	19	55	28	14.0	52.1
		EME14-A	14	20.8	21	60	30	19.0	12.1
		EME16-A	16	22.8	22	66	33	19.0	111.1

EMEG		Model	A	F	C	a	f	c	E	L	SW2	Weight (g)
		EMEG06-04-A	6	11.8	17	4	8	13.5	17.5	43.2	10	22.4
		EMEG08-06-A	8	13.6	18	6	12	17.0	21.7	45.0	12	34.5
		EMEG10-06-A	10	15.7	20	6	12	17.0	25.0	55.0	13	46.0
		EMEG10-08-A	10	15.7	20	8	14	17.5	24.5	55.0	13	47.7
		EMEG12-08-A	12	17.8	19	8	14	17.5	26.3	55.6	14	59.4
		EMEG12-10-A	12	17.8	19	10	16	19.7	26.8	55.6	14	64.9
		EMEG16-12-A	16	22.8	22	12	18	18.7	30.0	66.0	19	108.1
		EMEG16-14-A	16	22.8	22	14	21	20.5	30.5	66.0	19	117.8

EMM		Model	A	F	C	L	M	E	SW	K	Weight (g)
		EMM04-A	4	8.0	14	29	M10x1	15.8	14.0	9.0	12
		EMM06-A	6	11.8	17	35	M14x1	19.1	17.0	14.0	28
		EMM08-A	8	13.6	18	36	M16x1	21.4	19.0	15.0	38
		EMM10-A	10	15.7	20	41	M18x1	24.9	22.0	15.0	49
		EMM12-A	12	17.8	19	39	M20x1	26.9	24.0	15.0	57
		EMM14-A	14	20.8	21	44	M23x1	30.4	27.0	14.0	86
		EMM16-A	16	22.8	22	45	M26x1	33.8	30.0	18.0	106

EMV		Model	A	F	M	C	SW	Weight (g)
		EMV04-A	4	8.0	16	14	6	5.8
		EMV06-A	6	11.8	22	17	10	18.8
		EMV08-A	8	13.6	22	18	12	24.0
		EMV10-A	10	15.7	27	20	13	29.5
		EMV12-A	12	17.8	28	19	14	40.9
		EMV14-A	14	20.8	30	21	19	89.6
		EMV16-A	16	22.8	33	22	19	83.3

EMZA		Model	A	F	C	L	Weight (g)
		EMZA04-A	4	8.0	14	32	11
		EMZA06-A	6	11.8	17	43	34
		EMZA08-A	8	13.6	18	45	39
		EMZA10-A	10	15.7	20	54	60
		EMZA12-A	12	17.8	19	55	79

EMG		Model	A	F	C	L	a	f	c	Weight (g)
		EMG06-04-A	6	11.8	17	30.8	4	8	13.5	12.5
		EMG08-04-A	8	13.6	17.5	32.2	4	8	13.5	13.6
		EMG08-06-A	8	13.6	17.5	34.8	6	11.8	17	18.4
		EMG10-06-A	10	15.7	19.7	37.1	6	11.8	17	22.7
		EMG10-08-A	10	15.7	19.7	38.4	8	13.6	17.5	22.8
		EMG12-08-A	12	17.8	18.7	37.8	8	13.6	17.5	27.4
		EMG12-10-A	12	17.8	18.7	40.1	10	15.7	19.7	29
		EMG16-12-A	16	22.8	21.5	41.8	12	17.8	18.7	45.5
		EMG16-14-A	16	22.8	21.5	44.7	14	20.8	20.5	59.5



Metric Tubing-G Thread

EMC	Model	A	D	C	F	L	G	H	SW	SW2	Weight (g)
	EMC04-M5-A	4	M5	14	8	19	8.9	3.6	8.0	—	3.6
	EMC04-01G-A	4	G1/8	14	8	18	11.8	5.0	10.0	3	8.8
	EMC04-02G-A	4	G1/4	14	8	18	16.0	6.5	12.0	—	9.0
	EMC06-M5-A	6	M5	17	12	22	13.5	3.6	12.0	—	10.1
	EMC06-01G-A	6	G1/8	17	12	21	13.5	5.0	12.0	4	10.7
	EMC06-02G-A	6	G1/4	17	12	22	16.0	6.5	12.0	4	13.1
	EMC06-03G-A	6	G3/8	17	12	18	21.5	7.5	19.0	—	14.0
	EMC06-04G-A	8	G1/2	17	12	20	28.0	9.0	24.0	—	37.4
	EMC08-01G-A	8	G1/8	17.5	13.6	24.6	16	5	14	5	16.4
	EMC08-02G-A	8	G1/4	18	14	23	16.0	6.5	14.0	6	15.2
	EMC08-03G-A	8	G3/8	18	14	21	21.5	7.5	19.0	6	15.7
	EMC08-04G-A	10	G1/2	18	14	21	28.0	9.0	24.0	—	39.6
	EMC10-01G-A	10	G1/8	20	16	27	19.1	5.0	17.0	5	22.4
	EMC10-02G-A	10	G1/4	20	16	29	19.1	6.5	17.0	6	25.1
	EMC10-03G-A	10	G3/8	20	16	26	21.5	7.5	19.0	8	30.0
	EMC10-04G-A	12	G1/2	20	16	24	28.0	9.0	24.0	8	39.7
	EMC12-01G-A	12	G1/8	19	18	27	21.5	5.0	19.0	5	25.1
	EMC12-02G-A	12	G1/4	18.7	17.8	29	21.5	6.5	19	6	25.5
	EMC12-03G-A	12	G3/8	19	18	30	21.5	7.5	19.0	8	28.0
	EMC12-04G-A	14	G1/2	19	18	27	28.0	9.0	24.0	—	36.4
	EMC14-03G-A	14	G3/8	21	21	31	24.0	7.5	21.0	—	40.0
	EMC14-04G-A	16	G1/2	21	21	29	28.0	9.0	24.0	—	48.1
	EMC16-03G-A	16	G3/8	22	23	32	28.0	7.5	24.0	—	49.0
	EMC16-04G-A		G1/2	22	23	34	28.0	9.0	24.0	—	60.6

EMOC	Model	D	C	F	L	G	H	SW1	Weight (g)
	EMOC04-M5-A	M5	13.5	8	18.2	8	3.6	2.5	3.6
	EMOC04-01G-A	G1/8	13.5	8	17.6	11.8	5	2.5	6.9
	EMOC06-M5-A	M5	17	11.8	26.5	11.8	3.6	2.5	9.4
	EMOC06-01G-A	G1/8	17	11.8	21.2	11.8	5	4	8.7
	EMOC06-02G-A	G1/4	17	11.8	21.8	16	6.5	4	13.5
	EMOC08-01G-A	G1/8	17.5	13.6	26.5	13.8	5	5	12.6
	EMOC08-02G-A	G1/4	17.5	13.6	23.2	16	6.5	6	14.7
	EMOC08-03G-A	G3/8	17.5	13.6	21	19	7	6	—
	EMOC10-02G-A	G1/2	19.7	15.7	28.6	16	6.5	6	19.8
	EMOC10-03G-A	G3/8	19.7	15.7	26.1	19	7	8	—
	EMOC12-02G-A	G1/4	18.7	17.8	28	18.5	6.5	6	—
	EMOC12-03G-A	G3/8	18.7	17.8	27.2	19	7	8	—
	EMOC12-04G-A	G1/2	18.7	17.8	25.7	24	9	8	—

EML	Model	A	D	C	F	M	E	H	G	SW	SW1	Weight (g)
	EML04-M5-A	4	M5	13.5	8	16.6	18	3.6	8.9	6	8	8.1
	EML04-01G-A	4	G1/8	13.5	8	16.6	15	5	13.5	6	12	10.9
	EML04-02G-A	4	G1/4	13.5	8	16.6	16.5	6.5	18	6	16	17
	EML06-M5-A	6	M5	17.0	11.8	22.0	19.0	11.6	3	—	10	16
	EML06-01G-A	6	G1/8	17	11.8	22	18	5	13.5	—	12	20
	EML06-02G-A	6	G1/4	17	11.8	22	19.5	6.5	18	—	16	22.9
	EML06-03G-A	6	G3/8	17	11.8	22	21	7.5	21.5	—	19	30.1
	EML06-04G-A	6	G1/2	17	11.8	22	23	9	28	11.5	24	41
	EML08-01G-A	8	G1/8	17.5	13.6	22.8	18.5	5	13.5	11.5	12	21.6
	EML08-02G-A	8	G1/4	17.5	13.6	22.8	20	6.5	18	11.5	16	26.9
	EML08-03G-A	8	G3/8	17.5	13.6	22.8	21.5	7.5	21.5	11.5	19	33
	EML08-04G-A	8	G1/2	17.5	13.6	22.8	23.5	9	28	12	24	34.1
	EML10-01G-A	10	G1/8	19.7	15.7	26.5	23.5	5	16	12	14	29.4
	EML10-02G-A	10	G1/4	19.7	15.7	26.5	25.5	6.5	18	12	16	35.1
	EML10-03G-A	10	G3/8	19.7	15.7	26.5	26	7.5	21.5	12	19	37.5
	EML10-04G-A	10	G1/2	19.7	15.7	26.5	28.5	9	28	14	24	52.4
	EML12-01G-A	12	G1/8	18.7	17.8	27.8	24.9	5	18	14	16	38
	EML12-02G-A	12	G1/4	18.7	17.8	27.8	26.9	6.5	18	14	16	41.4
	EML12-03G-A	12	G3/8	18.7	17.8	27.8	28	7.5	21.5	14	19	45.9
	EML12-04G-A	12	G1/2	18.7	17.8	27.8	30	9	28	19	24	61.2
	EML14-03G-A	14	G3/8	20.5	20.8	30	31.9	7.5	21.5	19	19	93.9
	EML14-04G-A	14	G1/2	20.5	20.8	30	34.9	9	28	19	24	85.7
	EML16-03G-A	16	G3/8	21.5	22.8	32.3	31.9	7.5	21.5	19	19	—
	EML16-04G-A	16	G1/2	21.5	22.8	32.3	34.9	9	28	19	24	—

Nickel Plated Brass Fittings



◎ Metric Tubing-G Thread

EMB		Model	A	D	C	F	L	E	G	H	SW1	SW	Weight (g)
	EMB04-M5-A	4	M5	13.5	8	32.4	18.6	8.9	3.6	8	6	9.9	
	EMB04-01G-A	4	G1/8	13.5	8	32.4	17.1	13.5	5	12	6	13.2	
	EMB04-02G-A	4	G1/4	13.5	8	32.4	18.6	16	7	12	6	18.2	
	EMB06-M5-A	6	M5	17	11.8	43.2	23.1	11.3	3.6	10	10	25.3	
	EMB06-01G-A	6	G1/8	17	11.8	43.2	26	13.8	5	12	10	27.4	
	EMB06-02G-A	6	G1/4	17	11.8	43.2	26	16	7	12	10	31.5	
	EMB06-03G-A	6	G3/8	17	11.8	43.2	26.3	21.4	7	19	10	—	
	EMB06-04G-A	8	G1/2	17	11.8	43.2	28	26.9	9	24	10	—	
	EMB08-01G-A	8	G1/8	17.5	13.6	44.6	24	13.8	5	12	12	34.2	
	EMB08-02G-A	8	G1/4	17.5	13.6	44.6	24	16	7	12	12	39.2	
	EMB08-03G-A	8	G3/8	17.5	13.6	44.6	24.3	21.4	7	19	12	47.7	
	EMB08-04G-A	8	G1/2	17.5	13.6	44.6	26	26.9	9	24	12	—	
	EMB10-01G-A	10	G1/8	19.7	15.7	54.4	22.8	15.8	5	14	12.5	—	
	EMB10-02G-A	10	G1/4	19.7	15.7	54.4	26.1	17.9	7	16	12.5	48.8	
	EMB10-03G-A	10	G3/8	19.7	15.7	54.4	26.1	21.4	7	19	12.5	52.5	
	EMB10-04G-A	10	G1/2	19.7	15.7	54.4	27.8	26.9	9	24	12.5	62.6	
EMB12-01G-A	12	G1/8	18.7	17.8	55	24.9	17.9	5	16	14	—		
EMB12-02G-A	12	G1/4	18.7	17.8	55	28.2	17.9	7	16	14	67.2		
EMB12-03G-A	12	G3/8	18.7	17.8	55	28.2	21.4	7	19	14	66.6		
EMB12-04G-A	12	G1/2	18.7	17.8	55	29.9	26.9	9	24	14	77.2		
EMB14-03G-A	14	G3/8	20.5	20.8	60.4	33.2	23.7	7	21	19	—		
EMB14-04G-A	14	G1/2	20.5	20.8	60.4	34.9	26.9	9	24	19	—		
EMB16-03G-A	16	G3/8	21.5	22.8	66	33.2	23.7	7	21	19	—		
EMB16-04G-A	16	G1/2	21.5	22.8	66	34.9	26.9	9	24	19	—		

EMP		Model	A	D	C	F	L	E	G	M	H	SW	SW1	Weight (g)
	EMP04-M5-A	4	M5	13.5	8.0	35	18.6	8.9	16.2	3.6	8	6	10	
	EMP04-01G-A	4	G1/8	13.5	8	33.3	17.1	13.5	16.2	5	12	6	14.2	
	EMP04-02G-A	4	G1/4	13.5	8	34.8	18.6	16	16.2	7	12	6	18.8	
	EMP04-M5-A	6	M5	17	11.8	44.7	23.1	11.3	21.6	3.6	10	10	26	
	EMP06-01G-A	6	G1/8	17	11.8	47.6	26	13.8	21.6	5	12	10	30.7	
	EMP06-02G-A	6	G1/4	17	11.8	47.6	26	16	21.6	7	12	10	—	
	EMP06-03G-A	6	G3/8	17	11.8	47.9	26.3	21.4	21.6	7	19	10	—	
	EMP06-04G-A	8	G1/2	17	11.8	49.6	28	26.9	21.6	9	24	10	—	
	EMP08-01G-A	8	G1/8	17.5	13.6	46.3	24	13.8	22.3	5	12	12	—	
	EMP08-02G-A	8	G1/4	17.5	13.6	46.3	24	16	22.3	7	12	12	43	
	EMP08-03G-A	8	G3/8	17.5	13.6	46.6	24.3	21.4	22.3	7	19	12	46	
	EMP08-04G-A	8	G1/2	17.5	13.6	48.3	26	26.9	22.3	9	24	12	—	
	EMP10-01G-A	10	G1/8	19.7	15.7	50	22.8	15.8	27.2	5	14	12.5	45	
	EMP10-02G-A	10	G1/4	19.7	15.7	53.3	26.1	17.9	27.2	7	16	12.5	46	
	EMP10-03G-A	10	G3/8	19.7	15.7	53.3	26.1	21.4	27.2	7	19	12.5	49	
	EMP10-04G-A	10	G1/2	19.7	15.7	55	27.8	26.9	27.2	9	24	12.5	63	
EMP12-01G-A	12	G1/8	18.7	17.8	52.4	24.9	17.9	27.5	5	16	14	—		
EMP12-02G-A	12	G1/4	18.7	17.8	55.7	28.2	17.9	27.5	7	16	14	—		
EMP12-03G-A	12	G3/8	18.7	17.8	55.7	28.2	21.4	27.5	7	19	14	—		
EMP12-04G-A	12	G1/2	18.7	17.8	57.4	29.9	26.9	27.5	9	24	14	—		

EMH		Model	A	D	C	F	B	E	G	M	H	SW1	Weight (g)
	EMH04-M5-A	4	M5	13.5	8	19	18	8.9	16.2	3.6	8	10.9	
	EMH04-01G-A	4	G1/8	13.5	8	25	22.4	13.5	16.2	5	12	19	
	EMH04-02G-A	4	G1/4	13.5	8	29	22.9	16	16.2	7	15	32.6	
	EMH06-M5-A	6	M5	17	11.8	19	21	11.3	21.6	3.6	8	14.8	
	EMH06-01G-A	6	G1/8	17	11.8	25	24.2	13.8	21.6	5	12	26.1	
	EMH06-02G-A	6	G1/4	17	11.8	29	26.5	16	21.6	7	15	34.5	
	EMH06-03G-A	6	G3/8	17	11.8	33	28.5	21.4	21.6	7	21	61.7	
	EMH06-04G-A	6	G1/2	17	11.8	36	30.5	26.9	21.6	9	24	82.7	
	EMH08-01G-A	8	G1/8	17.5	13.6	25	25.9	13.8	22.3	5	12	26.5	
	EMH08-02G-A	8	G1/4	17.5	13.6	29	26.9	16	22.3	7	15	33.5	
	EMH08-03G-A	8	G3/8	17.5	13.6	33	29.3	21.4	22.3	7.5	21	—	
	EMH08-04G-A	8	G1/2	17.5	13.6	36	30.8	26.9	22.3	9	24	77.6	
	EMH10-01G-A	10	G1/8	19.7	15.7	25	30.5	15.8	27.2	5	12	38.7	
	EMH10-02G-A	10	G1/4	19.7	15.7	29	31.5	17.9	27.2	7	15	47	
	EMH10-03G-A	10	G3/8	19.7	15.7	33	32.6	21.4	27.2	7	21	72.5	
	EMH10-04G-A	10	G1/2	19.7	15.7	36	33.5	26.9	27.2	9	24	—	
EMH12-02G-A	12	G1/4	18.7	17.8	29	30	17.9	27.5	7	15	77.8		
EMH12-03G-A	12	G3/8	18.7	17.8	33	32.2	17.9	27.5	7	21	70		
EMH12-04G-A	12	G1/2	18.7	17.8	36	33.5	21.4	27.5	9	24	85.6		
EMH16-04G-A	16	G1/4	21.5	22.8	36	40.8	26.9	27.5	9	24	—		


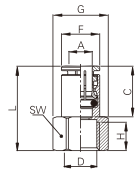
⊙ Metric Tubing-G Thread

EMW	Model	A	D	C	F	L	E	G	H	SW1	Weight (g)
	EMW04-M5-A	4	M5	14	8	32	9	9	4	8	13
	EMW04-01G-A	4	G1/8	13.5	8	34.3	8.6	13.5	5	12	—
	EMW04-02G-A	4	G1/4	13.5	8	34.3	8.6	16	7	12	—
	EMW06-M5-A	6	M5	17	11.8	40.7	12.6	11.3	3.6	10	27.8
	EMW06-01G-A	6	G1/8	17	11.8	42.7	12.6	13.8	5	12	37.5
	EMW06-02G-A	6	G1/4	17	11.8	43.2	12.6	16	7	12	—
	EMW06-03G-A	6	G3/8	17	11.8	43.2	12.6	21.4	7	19	—
	EMW06-04G-A	8	G1/2	17	11.8	45.7	12.6	26.9	9	24	—
	EMW08-01G-A	8	G1/8	17.5	13.6	49.7	14.5	13.8	5	12	—
	EMW08-02G-A	8	G1/4	17.5	13.6	49.7	14.5	16	7	12	46.1
	EMW08-03G-A	8	G3/8	17.5	13.6	50.7	14.5	21.4	7	19	—
	EMW08-04G-A	8	G1/2	17.5	13.6	52.7	14.5	26.9	9	24	—
	EMW10-01G-A	10	G1/8	19.7	15.7	49.5	17	15.8	5	14	—
	EMW10-02G-A	10	G1/4	19.7	15.7	49.5	17	17.9	7	16	—
	EMW10-03G-A	10	G3/8	19.7	15.7	51	17	21.4	7	19	66.7
	EMW10-04G-A	10	G1/2	19.7	15.7	53	17	26.9	9	24	—
	EMW12-01G-A	12	G1/8	18.7	17.8	52.9	20	17.9	5	16	—
	EMW12-02G-A	12	G1/4	18.7	17.8	52.9	20	17.9	7	16	—
	EMW12-03G-A	12	G3/8	18.7	17.8	54.4	20	21.4	7	19	—
	EMW12-04G-A	12	G1/2	18.7	17.8	56.4	20	26.9	9	24	—
	EMW14-04G-A	14	G1/2	20.5	20.8	60	25	26.9	9	24	—

EMLL	Model	A	D	C	F	M	E	G	H	SW	SW1	Weight (g)
	EMLL04-M5-A	4	M5	14	8	17	32	9	4	6	8	—
	EMLL04-01G-A	4	G1/8	13.5	8	16.6	37.6	13.5	5	6	12	—
	EMLL04-02G-A	4	G1/4	13.5	8	16.6	37.1	16	7	6	12	—
	EMLL06-M5-A	6	M5	17	11.8	22	35	11.3	3.6	—	10	25.5
	EMLL06-01G-A	6	G1/8	17	11.8	22	41	13.8	5	—	12	—
	EMLL06-02G-A	6	G1/4	17	11.8	22	41	16	7	—	12	—
	EMLL06-03G-A	6	G3/8	17	11.8	22	40.5	21.4	7	—	19	—
	EMLL06-04G-A	8	G1/2	17	11.8	22	42.9	26.9	9	—	24	—
	EMLL08-01G-A	8	G1/8	17.5	13.6	22.8	41.3	13.8	5	11.5	12	37.2
	EMLL08-02G-A	8	G1/4	17.5	13.6	22.8	41.3	16	7	11.5	12	45.5
	EMLL08-03G-A	8	G3/8	17.5	13.6	22.8	40.8	21.4	7.5	11.5	19	—
	EMLL08-04G-A	8	G1/2	17.5	13.6	22.8	43.2	26.9	9	11.5	24	—
	EMLL10-01G-A	10	G1/8	19.7	15.7	26.5	43.4	19.1	5	12	14	—
	EMLL10-02G-A	10	G1/4	19.7	15.7	26.5	45.4	19.1	7	12	16	52.2
	EMLL10-03G-A	10	G3/8	19.7	15.7	26.5	45.9	21.4	7	12	19	—
	EMLL10-04G-A	10	G1/2	19.7	15.7	26.5	48.3	26.9	9	12	24	—
	EMLL12-01G-A	12	G1/8	18.7	17.8	27.8	45.9	17.9	5	14	16	—
	EMLL12-02G-A	12	G1/4	18.7	17.8	27.8	46.9	17.9	7	14	16	—
	EMLL12-03G-A	12	G3/8	18.7	17.8	27.8	47.4	21.4	7.5	14	19	—
	EMLL12-04G-A	12	G1/2	18.7	17.8	27.8	49.9	26.9	9	14	24	—

EMMF	Model	A	D	F	C	E	M	H	G	L	SW	SW1	K	Weight (g)
	EMMF04-M5-A	4	M5	8	13.5	6	M10x1	6	13.5	21.2	12	14	7	4.5
	EMMF04-01G-A	4	G1/8	8	13.5	15.8	M10x1	8	13.5	25.1	12	14	7	9
	EMMF04-02G-A	4	G1/4	8	13.5	15.8	M10x1	11	19.1	28.5	17	14	7	17
	EMMF06-01G-A	6	G1/8	11.8	17	19.1	M14x1	8	17.9	27.4	16	17	9.5	12.4
	EMMF06-02G-A	6	G1/4	11.8	17	19.1	M14x1	11	17.9	31	16	17	9	21
	EMMF08-01G-A	8	G1/8	13.6	17.5	21.4	M16x1	8	19.1	27.5	17	19	9	17
	EMMF08-02G-A	8	G1/4	13.6	17.5	21.4	M16x1	11	19.1	29.5	17	19	9	23.7
	EMMF10-03G-A	10	G3/8	15.7	19.7	24.9	M18x1	11.5	23.7	34	21	22	9	26

◎ Metric Tubing-G Thread

EMCF	Model	A	D	C	F	L	G	H	SW	Weight (g)
 	EMCF04-M5-A	4	M5	13.5	8	20.6	8.9	6	8	4.6
	EMCF04-01G-A	4	G1/8	13.5	8	22.6	13.5	8	12	9.2
	EMCF04-02G-A	4	G1/4	13.5	8	25.6	19.1	11	17	16.9
	EMCF06-M5-A	6	M5	17	11.8	23.2	13.5	6	12	12.6
	EMCF06-01G-A	6	G1/8	17	11.8	26.4	13.5	8	12	13.7
	EMCF06-02G-A	6	G1/4	17	11.8	29.4	19.1	11	17	21.3
	EMCF06-03G-A	6	G3/8	17	11.8	30	21.4	11.5	19	22.1
	EMCF06-04G-A	6	G1/2	17	11.8	31	26.9	12.5	24	23.4
	EMCF08-01G-A	8	G1/8	17.5	13.6	27.5	15.8	8	14	18.7
	EMCF08-02G-A	8	G1/4	17.5	13.6	29.5	19.1	11	17	23.4
	EMCF08-03G-A	8	G3/8	17.5	13.6	30	21.4	11.5	19	24.9
	EMCF08-04G-A	8	G1/2	17.5	13.6	31	26.9	12.5	24	35.9
	EMCF10-01G-A	10	G1/8	19.7	15.7	29.6	19.1	8	17	27.5
	EMCF10-02G-A	10	G1/4	19.7	15.7	31.6	19.1	11	17	25.8
	EMCF10-03G-A	10	G3/8	19.7	15.7	32.1	21.4	11.5	19	27.5
	EMCF10-04G-A	10	G1/2	19.7	15.7	33.1	26.9	12.5	24	38.8
EMCF12-01G-A	12	G1/8	18.7	17.8	27.7	21.4	8	19	—	
EMCF12-02G-A	12	G1/4	18.7	17.8	30.7	21.4	11	19	33.5	
EMCF12-03G-A	12	G3/8	18.7	17.8	31.2	21.4	11.5	19	31.2	
EMCF12-04G-A	12	G1/2	18.7	17.8	32.2	26.9	12.5	24	37.8	

Speed Controller

Features

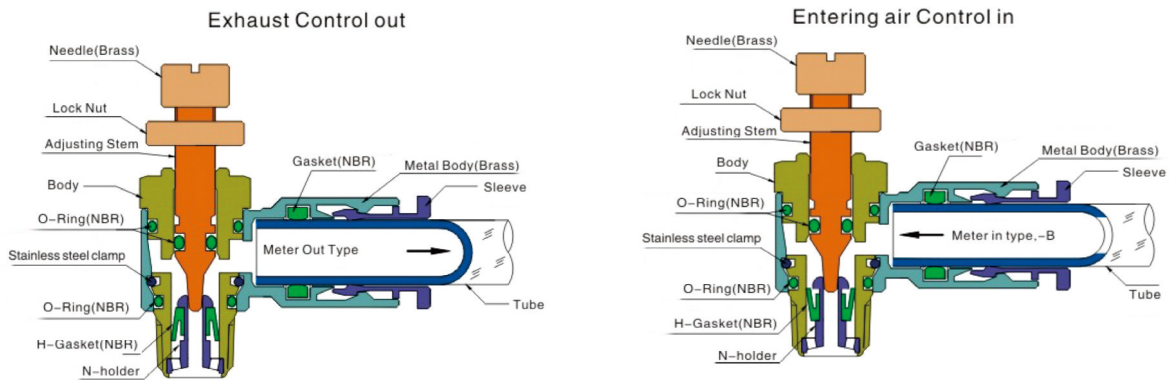
- Used for speed control of driving unit.
- Pipe connection kept 360° changeable even after installed.
- All taped thread fittings are coated with sealant.
- All parallel thread fittings are fitted with O-ring.

Warning

When the needle opened slowly from the "completely closed"; it is dangerous because the actuator may be sudden come out" while adjusting of the needle in case of it is opened. It should be operating in secure, Clockwise to Hoffn, counterclockwise to "on" Don't swing or rotate the products forcibly, it may result in damage or cause leakage.

Note

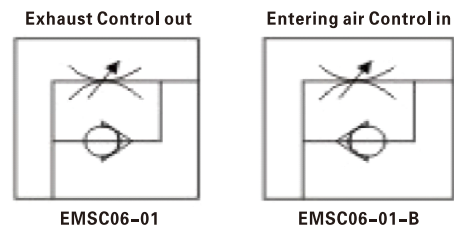
To a certain extent, the few air leakage of Speed Control is allowed when it is in a completely closed situation because of it is design, Please don't use it in the environment required no air leakage.



Specifications

Fluid	Air (no other gases or liquids)
Operating Pressure	0.1-1.0MPa(15-150psi)
Max Pressure	1.5MPa(225psi)
Operating Temperature	0-60°C(32-140°F)
Applicable Tube	Polyurethane and Nylon

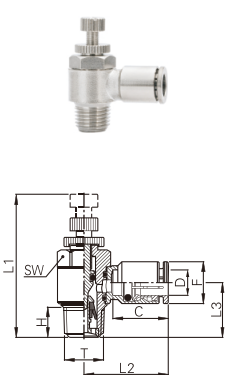
Control Methods

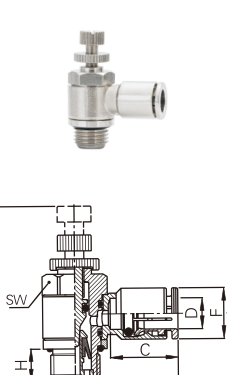


When you order control in type, please put B at the end of model type. For example, EMSC06-01-B.

Nickel Plated Brass Fittings



EMSC	Model	D	L1	L2	L3	C	F	SW	T	H
	EMSC04-01P-A	4.0	37.5	21.0	15.0	13.5	8.0	12.0	R1/8	8.0
	EMSC04-02P-A	4.0	43.0	23.0	18.0	13.5	8.0	15.0	R1/4	9.0
	EMSC06-01P-A	6.0	37.5	23.0	15.0	17.0	11.8	12.0	R1/8	8.0
	EMSC06-02P-A	6.0	43.0	24.0	18.0	17.0	11.8	15.0	R1/4	9.0
	EMSC06-03P-A	6.0	57.0	26.0	20.0	17.0	11.8	21.0	R3/8	9.5
	EMSC06-04P-A	6.0	61.0	28.0	22.5	17.0	11.8	24.0	R1/2	11.5
	EMSC08-01P-A	8.0	37.5	25.0	15.0	17.5	13.6	12.0	R1/8	8.0
	EMSC08-02P-A	8.0	43.0	26.0	18.0	17.5	13.6	15.0	R1/4	9.0
	EMSC08-03P-A	8.0	57.0	28.0	20.0	17.5	13.6	21.0	R3/8	9.5
	EMSC08-04P-A	8.0	61.0	30.5	22.5	17.5	13.6	24.0	R1/2	11.5
	EMSC10-01P-A	10.0	37.5	27.0	16.0	19.7	15.7	12.0	R1/8	8.0
	EMSC10-02P-A	10.0	43.0	128.0	19.0	19.7	15.7	15.0	R1/4	9.0
	EMSC10-03P-A	10.0	57.0	30.0	20.0	19.7	15.7	21.0	R3/8	9.5
	EMSC10-04P-A	10.0	61.0	30.0	22.5	19.7	15.7	24.0	R1/2	11.5
	EMSC12-02P-A	12.0	43.0	20.0	20.0	18.7	17.8	15.0	R1/8	9.0
	EMSC12-03P-A	12.0	57.0	31.0	21.0	18.7	17.8	21.0	R1/4	9.5
EMSC16-04P-A	12.0	61.0	31.0	22.5	18.7	17.8	22.0	R1/2	11.5	
EMSC16-04P-A	16.0	61.0	40.8	22.5	21.5	22.8	24.0	R1/2	11.5	

EMSC	Model	D	L1	L2	L3	C	F	SW	T	H
	EMSC04-M5-A	4	31	18	10	14	8	12	M5	3.6
	EMSC04-01G-A	4	38	21	15	14	8	12	G1/8	5
	EMSC04-02G-A	4	43	23	18	14	8	15	G1/4	7
	EMSC06-M5-A	6	31	21	11	17	12	12	M5	3.6
	EMSC06-01G-A	6	38	23	15	17	12	12	G1/8	5
	EMSC06-02G-A	6	43	24	18	17	12	15	G1/4	7
	EMSC06-03G-A	6	57	26	20	17	12	21	G3/8	7.5
	EMSC06-04G-A	6	61	28	23	17	12	24	G1/2	9
	EMSC08-01G-A	8	38	25	15	18	14	12	G1/8	5
	EMSC08-02G-A	8	43	26	18	18	14	15	G1/4	7
	EMSC08-03G-A	8	57	28	20	18	14	21	G3/8	7.5
	EMSC08-04G-A	8	61	31	23	18	14	24	G1/2	9
	EMSC10-01G-A	10	38	27	16	20	16	12	G1/8	5
	EMSC10-02G-A	10	43	128	19	20	16	15	G1/4	7
	EMSC10-03G-A	10	57	30	20	20	16	21	G3/8	7.5
	EMSC10-04G-A	10	61	30	23	20	16	24	G1/2	9
EMSC12-02G-A	12	43	20	20	19	18	15	G1/4	7	
EMSC12-03G-A	12	57	31	21	19	18	21	G3/8	7.5	
EMSC12-04G-A	12	61	31	23	19	18	22	G1/2	9	
EMSC16-04G-A	16	61	41	26	22	23	24	G1/2	9	