

## One Touch-in Fitting

### How to Order?

Series No.	Type No.	O.D. of Tube	Port Size	Thread Type
Z : Grey body and Orange release sleeve	PC Straight-through threaded fitting	Metric Tubing	M5: M5	P: PT
E : Black body and Blue release sleeve	POC Round straight-through fitting	04: 4mm	M6: M6	G: G
A: white body and release sleeve	PCF Internal threaded straight-through fitting	Inch Tubing	01: 1/8"	T: NPT
B: Black	PL L-shaped threaded two-way fitting	06: 6mm	02: 1/4"	
	PLL L-shaped extended threaded two-way fitting	08: 8mm	03: 3/8"	
	PLN L-shaped threaded two-way fitting	10: 10mm	04: 1/2"	
	PLF L-shaped internal threaded two-way fitting	12: 12mm		
	PD T-type branch threaded three-way fitting	14: 14mm		
	PB T-type threaded three-way fitting	16: 16mm		
	PWT Y-type threaded three-way fitting			
	PH External hexagonal fitting			
	PHF Series fitting			
	PM Partition Straight-through			
	PPF Air Plugs			
	PU Straight-through			
	PG Reduced-bore Straight-through			
	PV L-type Two-way			
	PE T-type Three-way			
	PEG T-type Reduced-bore Three-way			
	PEW T-type Reduced-bore Three-way			
	PY Y-type Three-way			
	PW Y-type Reduced-bore Three-way			
	PZA Cross Four-way			
	PK Five-way			
	PKG Reduced-bore Five-way			
	PP Plug			
	PIJ Same diameter metal straight through plug			
	PGJ Reduced diameter metal through-rod fittings			
	PLJ Rod Right-angle			
	PLK L-Shaped Insertion Fitting			

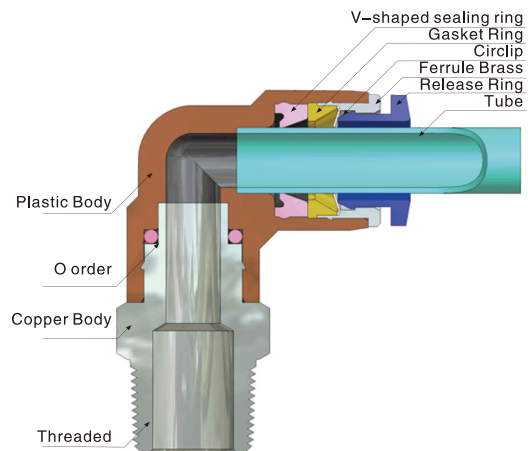
**Order Example:**  
ZPC series One Touch-in Fitting, Grey body and Orange release sleeve, for 4mm OD tube, 1/8" G thread, ERP code ZPC04-01G

### Specification

Working medium	Air Vacuum
Working Pressure(MPa)	0~0.8
Maximum pressure(MPa)	1.2
Working temperature(°C)	0~60
Pipe material	Nylon tube/PU tube
Sealing form with threaded connector	M/G teeth: gasket sealing PT/NPT teeth: sealant sealing


### Internal Structure

- The structure of quick coupling can connect the pipe for a long time. Smooth edges of the end cap design allows the tube to be pulled out quickly.
- Nickel-plated copper surface is optional, which can prolong the life of the product.
- Fitting threads are available with thread adhesive or with O-ring.
- Metric and inch threads are available.



## ○ Metric Tubing-PT Thread


ZPC	Model	D	R	A	L	S1	S2	Main Dimension
Straight-through threaded fitting	ZPC04-M5	4	M5	3.5	21.4	10	2	
	ZPC04-M6	4	M6	4.5	22.4	10	2	
	ZPC04-01P	4	PT1/8	7.5	20.1	10	3	
	ZPC04-02P	4	PT1/4	9.5	18.4	14	3	
	ZPC06-M5	6	M5	3.5	22	12	2	
	ZPC06-M6	6	M6	4.5	23	12	2	
	ZPC06-01P	6	PT1/8	7.5	21	12	4	
	ZPC06-02P	6	PT1/4	9.5	22	14	4	
	ZPC06-03P	6	PT3/8	10.5	21	17	4	
	ZPC06-04P	6	PT1/2	13.5	24	21	4	
	ZPC08-01P	8	PT1/8	7.5	27	14	5	
	ZPC08-02P	8	PT1/4	9.5	24.5	14	6	
	ZPC08-03P	8	PT3/8	10.5	22.5	17	6	
	ZPC08-04P	8	PT1/2	13.5	25	21	6	
	ZPC10-01P	10	PT1/8	7.5	30.2	17	5	
	ZPC10-02P	10	PT1/4	9.5	31.5	17	6	
	ZPC10-03P	10	PT3/8	10.5	28.4	17	8	
	ZPC10-04P	10	PT1/2	13.5	26.2	21	8	
	ZPC12-01P	12	PT1/8	7.5	32.2	20	5	
	ZPC12-02P	12	PT1/4	9.5	34.2	20	6	
	ZPC12-03P	12	PT3/8	10.5	30.2	20	8	
	ZPC12-04P	12	PT1/2	13.5	29.2	21	10	
	ZPC14-02P	14	PT1/4	9.5	34.3	22	/	
	ZPC14-03P	14	PT3/8	10.5	35.3	22	/	
	ZPC14-04P	14	PT1/2	13.5	33.3	22	/	
	ZPC16-02P	16	PT1/4	9.5	35.6	24	/	
	ZPC16-03P	16	PT3/8	10.5	36.6	24	/	
	ZPC16-04P	16	PT1/2	13.5	34.6	24	/	



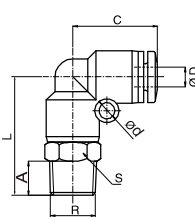
ZPOC	Model	D	R	A	L	P	S	Main Dimension
Round straight-through fitting	ZPOC04-M5	4	M5	3.5	21.4	10	2	
	ZPOC04-M6	4	M6	4.5	22.4	10	2	
	ZPOC04-01P	4	PT1/8	7.5	20.1	10	3	
	ZPOC04-02P	4	PT1/4	9.5	18.4	14	3	
	ZPOC06-M5	6	M5	3.5	22	12	2	
	ZPOC06-M6	6	M6	4.5	23	12	2	
	ZPOC06-01P	6	PT1/8	7.5	21	12	4	
	ZPOC06-02P	6	PT1/4	9.5	22	14	4	
	ZPOC06-03P	6	PT3/8	10.5	21	17	4	
	ZPOC06-04P	6	PT1/2	13.5	24	21	4	
	ZPOC08-01P	8	PT1/8	7.5	27	14	5	
	ZPOC08-02P	8	PT1/4	9.5	24.5	14	6	
	ZPOC08-03P	8	PT3/8	10.5	22.5	17	6	
	ZPOC08-04P	8	PT1/2	13.5	25	21	6	
	ZPOC10-01P	10	PT1/8	7.5	30.2	17	5	
	ZPOC10-02P	10	PT1/4	9.5	31.5	17	6	
	ZPOC10-03P	10	PT3/8	10.5	28.4	17	8	
	ZPOC10-04P	10	PT1/2	13.5	26.2	21	8	
	ZPOC12-01P	12	PT1/8	7.5	32.2	20	5	
	ZPOC12-02P	12	PT1/4	9.5	34.2	20	6	
	ZPOC12-03P	12	PT3/8	10.5	30.2	20	8	
	ZPOC12-04P	12	PT1/2	13.5	29.2	21	10	



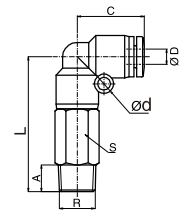
ZPCF	Model	D	R	A	L	S	Main Dimension
Internal threaded straight-through fitting	ZPCF04-01P	4	PT1/8	7	24.6	12	
	ZPCF04-02P	4	PT1/4	10	27.6	17	
	ZPCF06-01P	6	PT1/8	7	25.1	12	
	ZPCF06-02P	6	PT1/4	10	28.1	17	
	ZPCF06-03P	6	PT3/8	11	29.1	20	
	ZPCF06-04P	6	PT1/2	13	31.1	24	
	ZPCF08-01P	8	PT1/8	7	27.5	14	
	ZPCF08-02P	8	PT1/4	10	30.5	17	
	ZPCF08-03P	8	PT3/8	11	31.5	20	
	ZPCF08-04P	8	PT1/2	13	33.5	24	
	ZPCF10-01P	10	PT1/8	?	30.5	17	
	ZPCF10-02P	10	PT1/4	10	33.5	17	
	ZPCF10-03P	10	PT3/8	11	34.5	20	
	ZPCF10-04P	10	PT1/2	13	36.5	24	
	ZPCF12-01P	12	PT1/8	7	32	20	
	ZPCF12-02P	12	PT1/4	10	35	20	
	ZPCF12-03P	12	PT3/8	11	36	20	
	ZPCF12-04P	12	PT1/2	13	38	24	
	ZPCF14-02P	14	PT1/4	10	35.3	24	
	ZPCF14-03P	14	PT3/8	11	36.3	24	
	ZPCF14-04P	14	PT1/2	13	38.3	24	
	ZPCF16-02P	16	PT1/4	10	36.1	24	
	ZPCF16-03P	16	PT3/8	11	37.1	24	
	ZPCF16-04P	16	PT1/2	13	39.1	24	



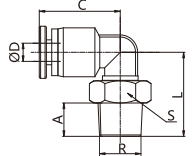
## ◎ Metric Tubing-PT Thread

ZPL	Model	D	R	A	L	C	S	d	Main Dimension
L-shaped threaded 2 way fitting	ZPL04-M5	4	M5	3.5	23.1	18.8	10	3.2	
	ZPL04-M6	4	M6	4.5	24.1	18.8	10	3.2	
	ZPL04-01P	4	PT1/8	7.5	26.1	18.8	10	3.2	
	ZPL04-02P	4	PT1/4	9.5	28.1	18.8	14	3.2	
	ZPL06-M5	6	M5	3.5	22.8	18.7	12	3.2	
	ZPL06-M6	6	M6	4.5	23.8	18.7	12	3.2	
	ZPL06-01P	6	PT1/8	7.5	25.8	18.7	12	3.2	
	ZPL06-02P	6	PT1/4	9.5	27.8	18.7	14	3.2	
	ZPL06-03P	6	PT3/8	10.5	28.8	18.7	17	3.2	
	ZPL06-04P	6	PT1/2	13.5	31.8	18.7	21	3.2	
	ZPL08-01P	8	PT1/8	7.5	29.5	22.8	14	3.2	
	ZPL08-02P	8	PT1/4	9.5	31.5	22.8	14	3.2	
	ZPL08-03P	8	PT3/8	10.5	32.5	22.8	17	3.2	
	ZPL08-04P	8	PT1/2	13.5	35.5	22.8	21	3.2	
	ZPL10-01P	10	PT1/8	7.5	33.2	27.4	17	4.1	
	ZPL10-02P	10	PT1/4	9.5	35.2	27.4	17	4.1	
	ZPL10-03P	10	PT3/8	10.5	37.4	27.4	17	4.1	
	ZPL10-04P	10	PT1/2	13.5	39.2	27.4	21	4.1	
	ZPL12-01P	12	PT1/8	7.5	35.2	29.3	19	4.2	
	ZPL12-02P	12	PT1/4	9.5	37.2	29.3	19	4.2	
ZPL12-03P	12	PT3/8	10.5	38.2	29.3	19	4.2		
ZPL12-04P	12	PT1/2	13.5	41.2	29.3	21	4.2		
ZPL14-01P	14	PT1/8	7.5	37	30.3	24	5.1		
ZPL14-02P	14	PT1/4	9.5	39	30.3	24	5.1		
ZPL14-03P	14	PT3/8	10.5	40	30.3	24	5.1		
ZPL14-04P	14	PT1/2	13.5	43	30.3	24	5.1		
ZPL16-01P	16	PT1/8	7.5	38.6	32.1	24	5.2		
ZPL16-02P	16	PT1/4	9.5	40.6	32.1	24	5.2		
ZPL16-03P	16	PT3/8	10.5	41.6	32.1	24	5.2		
ZPL16-04P	16	PT1/2	13.5	44.6	32.1	24	5.2		



ZPLL	Model	D	R	A	L	C	S	d	Main Dimension
L-shaped extended threaded 2 way fitting	ZPLL04-M5	4	M5	3.5	34	18.8	10	3.2	
	ZPLL04-M6	4	M6	4.5	35	18.8	10	3.2	
	ZPLL04-01P	4	PT1/8	7.5	36.5	18.8	10	3.2	
	ZPLL04-02P	4	PT1/4	9.5	40	18.8	14	3.2	
	ZPLL06-M5	6	M5	3.5	36.5	18.7	12	3.2	
	ZPLL06-M6	6	M6	4.5	37.3	18.7	12	3.2	
	ZPLL06-01P	6	PT1/8	7.5	38.8	18.7	12	3.2	
	ZPLL06-02P	6	PT1/4	9.5	41.3	18.7	14	3.2	
	ZPLL06-03P	6	PT3/8	10.5	42.8	18.7	17	3.2	
	ZPLL06-04P	6	PT1/2	13.5	46.8	18.7	21	3.2	
	ZPLL08-01P	8	PT1/8	7.5	44.6	22.8	14	3.2	
	ZPLL08-02P	8	PT1/4	9.5	45.1	22.8	14	3.2	
	ZPLL08-03P	8	PT3/8	10.5	46.6	22.8	17	3.2	
	ZPLL08-04P	8	PT1/2	13.5	50.6	22.8	21	3.2	
	ZPLL10-01P	10	PT1/8	7.5	53.2	27.4	17	4.1	
	ZPLL10-02P	10	PT1/4	9.5	55.7	27.4	17	4.1	
	ZPLL10-03P	10	PT3/8	10.5	56.2	27.4	17	4.1	
	ZPLL10-04P	10	PT1/2	13.5	59.2	27.4	21	4.1	
	ZPLL12-02P	12	PT1/4	9.5	60.7	29.3	19	4.2	
	ZPLL12-03P	12	PT3/8	10.5	61.7	29.3	19	4.2	
ZPLL12-04P	12	PT1/2	13.5	64.2	29.3	21	4.2		



ZPLN	Model	D	R	A	L	C	S	Main Dimension
L-shaped threaded 2 way fitting	ZPLN04-01P	4	PT1/8	7.5	17.9	18	10	
	ZPLN04-02P	4	PT1/4	9.5	19.9	18	14	
	ZPLN06-01P	6	PT1/8	7.5	19.7	19.2	10	
	ZPLN06-02P	6	PT1/4	9.5	21.7	19.2	14	
	ZPLN06-03P	6	PT3/8	10.5	22.7	19.2	17	
	ZPLN06-04P	6	PT1/2	13.5	25.7	19.2	21	
	ZPLN08-01P	8	PT1/8	7.5	25.5	21.8	12	
	ZPLN08-02P	8	PT1/4	9.5	22	21.8	14	
	ZPLN08-03P	8	PT3/8	10.5	23	21.8	17	
	ZPLN08-04P	8	PT1/2	13.5	26	21.8	21	
	ZPLN10-01P	10	PT1/8	7.5	27.5	26	17	
	ZPLN10-02P	10	PT1/4	9.5	29.5	26	17	
	ZPLN10-03P	10	PT3/8	10.5	25.5	26	17	
	ZPLN10-04P	10	PT1/2	13.5	28.5	26	21	
	ZPLN12-01P	12	PT1/8	7.5	29	30	17	
	ZPLN12-02P	12	PT1/4	9.5	31	30	17	
ZPLN12-03P	12	PT3/8	10.5	27	30	17		
ZPLN12-04P	12	PT1/2	13.5	30	30	21		



## ○ Metric Tubing-PT Thread

ZPLF	Model	D	R	A	L	C	S	d	Main Dimension
L-shaped internal threaded 2 way fitting	ZPLF04-01P	4	PT1/8	7	24.6	18.8	12	3.2	
	ZPLF04-02P	4	PT1/4	10	27.6	18.8	17	3.2	
	ZPLF06-01P	6	PT1/8	7	24.3	18.7	12	3.2	
	ZPLF06-02P	6	PT1/4	10	27.3	18.7	17	3.2	
	ZPLF06-03P	6	PT3/8	11	28.3	18.7	20	3.2	
	ZPLF06-04P	6	PT1/2	13	30.3	18.7	24	3.2	
	ZPLF08-01P	8	PT1/8	7	28.2	22.8	14	3.2	
	ZPLF08-02P	8	PT1/4	10	31.2	22.8	17	3.2	
	ZPLF08-03P	8	PT3/8	11	32.2	22.8	20	3.2	
	ZPLF08-04P	8	PT1/2	13	34.2	22.8	24	3.2	
	ZPLF10-01P	10	PT1/8	7	31.7	27.4	17	4.1	
	ZPLF10-02P	10	PT1/4	10	34.7	27.4	17	4.1	
	ZPLF10-03P	10	PT3/8	11	35.7	27.4	20	4.1	
	ZPLF10-04P	10	PT1/2	13	37.7	27.4	24	4.1	
	ZPLF12-01P	12	PT1/8	7	31.7	29.3	19	4.2	
	ZPLF12-02P	12	PT1/4	10	36.7	29.3	19	4.2	
	ZPLF12-03P	12	PT3/8	11	37.7	29.3	20	4.2	
	ZPLF12-04P	12	PT1/2	13	39.7	29.3	24	4.2	
	ZPLF14-03P	14	PT3/8	11	38.5	30.3	24	5.1	
	ZPLF14-04P	14	PT1/2	13	40.5	30.3	24	5.1	
ZPLF16-02P	16	PT1/4	11	39	32.1	24	5.2		
ZPLF16-03P	16	PT3/8	12	40	32.1	24	5.2		
ZPLF16-04P	16	PT1/2	14	42	32.1	24	5.2		

ZPD	Model	D	R	A	B	L	S	d	F	Main Dimension
T-type branch threaded 3 way fitting	ZPD04-M5	4	M5	3.5	22.8	18.6	10	3.2	14	
	ZPD04-M6	4	M6	4.5	23.8	18.6	10	3.2	14	
	ZPD04-01P	4	PT1/8	7.5	25.8	18.6	10	3.2	14	
	ZPD04-02P	4	PT1/4	9.5	27.8	18.6	14	3.2	14	
	ZPD06-M5	6	M5	3.5	23.3	19.2	12	3.3	16	
	ZPD06-M6	6	M6	4.5	24.3	19.2	12	3.3	16	
	ZPD06-01P	6	PT1/8	7.5	26.3	19.2	12	3.3	16	
	ZPD06-02P	6	PT1/4	9.5	28.3	19.2	14	3.3	16	
	ZPD06-03P	6	PT3/8	10.5	29.3	19.2	17	3.3	16	
	ZPD06-04P	6	PT1/2	13.5	32.3	19.2	21	3.3	16	
	ZPD08-01P	8	PT1/8	7.5	28.9	22.4	14	4.4	18.3	
	ZPD08-02P	8	PT1/4	9.5	30.9	22.4	14	4.4	18.3	
	ZPD08-03P	8	PT3/8	10.5	31.9	22.4	17	4.4	18.3	
	ZPD08-04P	8	PT1/2	13.5	34.9	22.4	21	4.4	18.3	
	ZPD10-01P	10	PT1/8	7.5	33.9	28.1	17	4.2	23.5	
	ZPD10-02P	10	PT1/4	9.5	35.9	28.1	17	4.2	23.5	
	ZPD10-03P	10	PT3/8	10.5	36.9	28.1	17	4.2	23.5	
	ZPD10-04P	10	PT1/2	13.5	39.9	28.1	21	4.2	23.5	
	ZPD12-01P	12	PT1/8	7.5	35.1	29.3	19	4.2	27	
	ZPD12-02P	12	PT1/4	9.5	37.1	29.3	19	4.2	27	
	ZPD12-03P	12	PT3/8	10.5	38.1	29.3	19	4.2	27	
	ZPD12-04P	12	PT1/2	13.5	41.1	29.3	21	4.2	27	
	ZPD14-02P	14	PT1/4	9.5	39	30.2	24	5.1	29.5	
	ZPD14-03P	14	PT3/8	10.5	40	30.2	24	5.1	29.5	
	ZPD14-04P	14	PT1/2	13.5	43	30.2	24	5.1	29.5	
	ZPD16-02P	16	PT1/4	9.5	40.7	31.9	24	5.1	30.2	
	ZPD16-03P	16	PT3/8	10.5	41.7	31.9	24	5.1	30.2	
	ZPD16-04P	16	PT1/2	13.5	44.7	31.9	24	5.1	30.2	

ZPB	Model	D	R	A	B	L	S	d	F	Main Dimension
T-type threaded 3 way fitting	ZPB04-M5	4	M5	3.5	22.8	18.6	10	3.2	14	
	ZPB04-M6	4	M6	4.5	23.8	18.6	10	3.2	14	
	ZPB04-01P	4	PT1/8	7.5	25.8	18.6	10	3.2	14	
	ZPB04-02P	4	PT1/4	9.5	27.8	18.6	14	3.2	14	
	ZPB06-M5	6	M5	3.5	23.3	19.2	12	3.3	16	
	ZPB06-M6	6	M6	4.5	24.3	19.2	12	3.3	16	
	ZPB06-01P	6	PT1/8	7.5	26.3	19.2	12	3.3	16	
	ZPB06-02P	6	PT1/4	9.5	28.3	19.2	14	3.3	16	
	ZPB06-03P	6	PT3/8	10.5	29.3	19.2	17	3.3	16	
	ZPB06-04P	6	PT1/2	13.5	32.3	19.2	21	3.3	16	
	ZPB08-01P	8	PT1/8	7.5	28.4	22.6	14	3.1	15.7	
	ZPB08-02P	8	PT1/4	9.5	30.4	22.6	14	3.1	15.7	
	ZPB08-03P	8	PT3/8	10.5	31.4	22.6	17	3.1	15.7	
	ZPB08-04P	8	PT1/2	13.5	34.4	22.6	21	3.1	15.7	
	ZPB10-01P	10	PT1/8	7.5	29.4	28.2	17	4.2	17.7	
	ZPB10-02P	10	PT1/4	9.5	31.4	28.2	17	4.2	17.7	
	ZPB10-03P	10	PT3/8	10.5	32.4	28.2	17	4.2	17.7	
	ZPB10-04P	10	PT1/2	13.5	35.4	28.2	21	4.2	17.7	
	ZPB12-01P	12	PT1/8	7.5	34.3	29.3	19	4.2	23.6	
	ZPB12-02P	12	PT1/4	9.5	36.3	29.3	19	4.2	23.6	
	ZPB12-03P	12	PT3/8	10.5	37.3	29.3	19	4.2	23.6	
	ZPB12-04P	12	PT1/2	13.5	40.3	29.3	21	4.2	23.6	
	ZPB14-01P	14	PT1/8	7.5	37	30.2	24	5.1	29.5	
	ZPB14-02P	14	PT1/4	9.5	39	30.2	24	5.1	29.5	
	ZPB14-03P	14	PT3/8	10.5	40	30.2	24	5.1	29.5	
	ZPB14-04P	14	PT1/2	13.5	43	30.2	24	5.1	29.5	
	ZPB16-01P	16	PT1/8	7.5	38.5	31.9	24	5.1	30.2	
	ZPB16-02P	16	PT1/4	9.5	40.5	31.9	24	5.1	30.2	
	ZPB16-03P	16	PT3/8	10.5	41.5	31.9	24	5.1	30.2	
	ZPB16-04P	16	PT1/2	13.5	44.5	31.9	24	5.1	30.2	

## ◎ Metric Tubing-PT Thread


ZPWT	Model	D	R	A	L	S	d	Main Dimension
Y-type threaded 3 way fitting	ZPWT04-M5	4	M5	3.5	40	10	3.2	
	ZPWT04-M6	4	M6	4.5	41	10	3.2	
	ZPWT04-01P	4	PT1/8	7.5	43	10	3.2	
	ZPWT04-02P	4	PT1/4	9.5	45	14	3.2	
	ZPWT06-M5	6	M5	3.5	40.4	12	3.1	
	ZPWT06-M6	6	M6	4.5	41.4	12	3.1	
	ZPWT06-01P	6	PT1/8	7.5	43.4	12	3.1	
	ZPWT06-02P	6	PT1/4	9.5	45.4	14	3.1	
	ZPWT06-03P	6	PT3/8	10.5	46.4	17	3.1	
	ZPWT06-04P	6	PT1/2	13.5	49.4	21	3.1	
	ZPWT08-01P	8	PT1/8	7.5	46.9	14	3.2	
	ZPWT08-02P	8	PT1/4	9.5	48.9	14	3.2	
	ZPWT08-03P	8	PT3/8	10.5	49.9	17	3.2	
	ZPWT08-04P	8	PT1/2	13.5	52.9	21	3.2	
	ZPWT10-01P	10	PT1/8	7.5	55.9	17	4.2	
	ZPWT10-02P	10	PT1/4	9.5	57.9	17	4.2	
	ZPWT10-03P	10	PT3/8	10.5	58.9	17	4.2	
	ZPWT10-04P	10	PT1/2	13.5	61.9	21	4.2	
	ZPWT12-01P	12	PT1/8	7.5	59.8	19	4.2	
	ZPWT12-02P	12	PT1/4	9.5	61.8	19	4.2	
ZPWT12-03P	12	PT3/8	10.5	62.8	19	4.2		
ZPWT12-04P	12	PT1/2	13.5	65.8	21	4.2		
ZPWT14-02P	14	PT1/4	9.5	64.4	24	4.2		
ZPWT14-03P	14	PT3/8	10.5	65.4	24	4.2		
ZPWT14-04P	14	PT1/2	13.5	68.4	24	4.2		
ZPWT16-02P	16	PT1/4	9.5	68	24	5		
ZPWT16-03P	16	PT3/8	10.5	69	24	5		
ZPWT16-04P	16	PT1/2	13.5	72	24	5		

ZPH	Model	D	R	A	B	S	L	Main Dimension
External hexagonal fitting	ZPH04-M5	4	M5	3.5	20.2	8	17.9	
	ZPH04-01P	4	PT1/8	7	22.5	10	23.5	
	ZPH04-02P	4	PT1/4	9	25	14	26.3	
	ZPH06-M5	6	M5	3.5	22.1	8	17.9	
	ZPH06-01P	6	PT1/8	7	23.3	10	23.5	
	ZPH06-02P	6	PT1/4	9	25.8	14	26.3	
	ZPH06-03P	6	PT3/8	10	27.5	19	32	
	ZPH06-04P	6	PT1/2	13	30	24	38.6	
	ZPH08-01P	8	PT1/8	7	25.4	10	23.5	
	ZPH08-02P	8	PT1/4	9	28.5	14	26.3	
	ZPH08-03P	8	PT3/8	10	29.4	19	32	
	ZPH08-04P	8	PT1/2	13	32.4	24	38.6	
	ZPH10-01P	10	PT1/8	7	30.3	10	23.5	
	ZPH10-02P	10	PT1/4	9	32.6	14	26.3	
	ZPH10-03P	10	PT3/8	10	33.2	19	32	
	ZPH10-04P	10	PT1/2	13	36.2	24	38.6	
	ZPH12-01P	12	PT1/8	7	32.5	10	23.5	
	ZPH12-02P	12	PT1/4	9	34.7	14	26.3	
	ZPH12-03P	12	PT3/8	10	36.6	19	32.0	
	ZPH12-04P	12	PT1/2	13	39	24	38.6	

ZPHF	Model	D	R	A	B	S	F	L	Main Dimension
Series fitting	ZPHF04-01P	4	PT1/8	7	22.2	12	7	28.1	
	ZPHF04-02P	4	PT1/4	9	24	17	10	33	
	ZPHF06-01P	6	PT1/8	7	23.1	12	7	28.1	
	ZPHF06-02P	6	PT1/4	9	25	17	10	33	
	ZPHF06-03P	6	PT3/8	10	26.7	21	11	40.3	
	ZPHF06-04P	6	PT1/2	13	29.7	24	13	47.4	
	ZPHF08-01P	8	PT1/8	7	25.5	12	7	28.1	
	ZPHF08-02P	8	PT1/4	9	28.6	17	10	33	
	ZPHF08-03P	8	PT3/8	10	29.4	21	11	40.3	
	ZPHF08-04P	8	PT1/2	13	32.4	24	13	47.4	
	ZPHF10-01P	10	PT1/8	7	30.3	12	7	28.1	
	ZPHF10-02P	10	PT1/4	9	32.3	17	10	33	
	ZPHF10-03P	10	PT3/8	10	32.9	21	11	40.3	
	ZPHF10-04P	10	PT1/2	13	35.8	24	13	47.4	
	ZPHF12-01P	12	PT1/8	7	33.2	12	7	28.1	
	ZPHF12-02P	12	PT1/4	9	33.1	17	10	33	
ZPHF12-03P	12	PT3/8	10	35.4	21	11	40.3		
ZPHF12-04P	12	PT1/2	13	36.9	24	13	47.4		

## ○ Metric Tubing-G Thread

ZPC	Model	D	R	A	L	S1	S2	Main Dimension
Straight-through threaded fitting	ZPC04-01G	4	G1/8	5	19.1	12	3	
	ZPC04-02G	4	G1/4	6.5	18.1	17	3	
	ZPC06-01G	6	G1/8	5	20.0	12	4	
	ZPC06-02G	6	G1/4	6.5	21.0	17	4	
	ZPC06-03G	6	G3/8	7	20.5	20	4	
	ZPC06-04G	6	G1/2	10	23.0	24	4	
	ZPC08-01G	8	G1/8	5	26.0	14	5	
	ZPC08-02G	8	G1/4	6.5	23.5	17	6	
	ZPC08-03G	8	G3/8	7	23.0	20	6	
	ZPC08-04G	8	G1/2	10	24.0	24	6	
	ZPC10-01G	10	G1/8	5	28.5	17	5	
	ZPC10-02G	10	G1/4	6.5	30.0	17	6	
	ZPC10-03G	10	G3/8	7	26.7	20	8	
	ZPC10-04G	10	G1/2	10	26.7	24	8	
	ZPC12-01G	12	G1/8	5	30.7	20	5	
	ZPC12-02G	12	G1/4	6.5	32.2	20	6	
	ZPC12-03G	12	G3/8	7	30.2	20	8	
	ZPC12-04G	12	G1/2	10	31.2	24	10	
	ZPC14-02G	14	G1/4	6.5	32.3	22	-	
	ZPC14-03G	14	G3/8	7	32.8	22	-	
	ZPC14-04G	14	G1/2	10	30.8	24	-	
	ZPC16-02G	16	G1/4	6.5	34.1	24	-	
	ZPC16-03G	16	G3/8	7	34.1	24	-	
	ZPC16-04G	16	G1/2	10	33.1	24	-	



R

ØD

ZPOC	Model	D	R	A	L	P	S	Main Dimension
Round straight through fitting	ZPOC04-01G	4	G1/8	5	19.1	12	3	
	ZPOC04-02G	4	G1/4	6.5	18.1	17	3	
	ZPOC06-01G	6	G1/8	5	20	12	4	
	ZPOC06-02G	6	G1/4	6.5	21	17	4	
	ZPOC06-03G	6	G3/8	7	20.5	20	4	
	ZPOC06-04G	6	G1/2	10	23	24	4	
	ZPOC08-01G	8	G1/8	5	26	14	5	
	ZPOC08-02G	8	G1/4	6.5	23.5	17	6	
	ZPOC08-03G	8	G3/8	7	23	20	6	
	ZPOC08-04G	8	G1/2	10	24	24	6	
	ZPOC10-01G	10	G1/8	5	28.5	17	5	
	ZPOC10-02G	10	G1/4	6.5	30	17	6	
	ZPOC10-03G	10	G3/8	7	26.7	20	8	
	ZPOC10-04G	10	G1/2	10	26.7	24	8	
	ZPOC12-01G	12	G1/8	5	30.7	20	5	
	ZPOC12-02G	12	G1/4	6.5	32.7	20	6	
ZPOC12-03G	12	G3/8	7	30.2	20	8		
ZPOC12-04G	12	G1/2	10	31.2	24	10		



ØD

ZPCF	Model	D	R	A	L	S	Main Dimension
Internal threaded straight-through fitting	ZPCF04-01G	4	G1/8	7	24.6	12	
	ZPCF04-02G	4	G1/4	10	27.6	17	
	ZPCF06-01G	6	G1/8	7	25.1	12	
	ZPCF06-02G	6	G1/4	10	28.1	17	
	ZPCF06-03G	6	G3/8	11	29.1	20	
	ZPCF06-04G	6	G1/2	13	31.1	24	
	ZPCF08-01G	8	G1/8	7	27.5	14	
	ZPCF08-02G	8	G1/4	10	30.5	17	
	ZPCF08-03G	8	G3/8	11	31.5	20	
	ZPCF08-04G	8	G1/2	13	33.5	24	
	ZPCF10-01G	10	G1/8	7	30.5	17	
	ZPCF10-02G	10	G1/4	10	33.5	17	
	ZPCF10-03G	10	G3/8	11	34.5	20	
	ZPCF10-04G	10	G1/2	13	36.5	24	
	ZPCF12-01G	12	G1/8	7	32	20	
	ZPCF12-02G	12	G1/4	10	35	20	
	ZPCF12-03G	12	G3/8	11	36	20	
	ZPCF12-04G	12	G1/2	13	38	24	
	ZPCF14-02G	14	G1/4	10	35.3	24	
	ZPCF14-03G	14	G3/8	11	36.3	24	
ZPCF14-04G	14	G1/2	13	38.3	24		
ZPCF16-02G	16	G1/4	10	36.1	24		
ZPCF16-03G	16	G3/8	11	37.1	24		
ZPCF16-04G	16	G1/2	13	39.1	24		



ØD

## ◎ Metric Tubing-G Thread

ZPL	Model	D	R	A	L	C	S	d	Main Dimension
L-shaped threaded 2 way fitting	ZPL04-01G	4	G1/8	5	23.6	18.9	12	3.3	
	ZPL04-02G	4	G1/4	6.5	25.1	18.9	17	3.3	
	ZPL04-M5	4	M5	3.5	23.1	18.9	10	3.3	
	ZPL06-01G	6	G1/8	5	23.3	18.7	12	3.2	
	ZPL06-02G	6	G1/4	6.5	24.8	18.7	17	3.2	
	ZPL06-03G	6	G3/8	7	25.3	18.7	20	3.2	
	ZPL06-04G	6	G1/2	10	29.3	18.7	24	3.2	
	ZPL08-01G	8	G1/8	5	27	22.8	14	3.2	
	ZPL08-02G	8	G1/4	6.5	28.5	22.8	17	3.2	
	ZPL08-03G	8	G3/8	7	29	22.8	20	3.2	
	ZPL08-04G	8	G1/2	10	33	22.8	24	3.2	
	ZPL10-01G	10	G1/8	5	30.7	27.4	17	4.1	
	ZPL10-02G	10	G1/4	6.5	32.2	27.4	17	4.1	
	ZPL10-03G	10	G3/8	7	32.7	27.4	20	4.1	
	ZPL10-04G	10	G1/2	10	37.7	27.4	24	4.1	
	ZPL12-01G	12	G1/8	5	32.7	29.3	19	4.2	
	ZPL12-02G	12	G1/4	6.5	34.2	29.3	19	4.2	
	ZPL12-03G	12	G3/8	7	34.7	29.3	20	4.2	
	ZPL12-04G	12	G1/2	10	38.7	29.3	24	4.2	
	ZPL14-01G	14	G1/8	5	34.5	30.3	24	5.1	
	ZPL14-02G	14	G1/4	6.5	36	30.3	24	5.1	
	ZPL14-03G	14	G3/8	7	36.5	30.3	24	5.1	
	ZPL14-04G	14	G1/2	10	39.5	30.3	24	5.1	
	ZPL06-01G	16	G1/8	5	36.1	32.1	24	5.2	
ZPL06-02G	16	G1/4	6.5	37.6	32.1	24	5.2		
ZPL06-03G	16	G3/8	7	38.1	32.1	24	5.2		
ZPL06-04G	16	G1/2	10	41.1	32.1	24	5.2		

ZPLL	Model	D	R	A	L	C	S	d	Main Dimension
L-shaped extended threaded 2 way fitting	ZPLL04-01G	4	G1/8	5	34.5	18.8	12	3.2	
	ZPLL04-02G	4	G1/4	6.5	37	18.8	17	3.2	
	ZPLL06-01G	6	G1/8	5	36.8	18.7	12	3.2	
	ZPLL06-02G	6	G1/4	6.5	39.8	18.7	17	3.2	
	ZPLL06-03G	6	G3/8	7	39.3	18.7	20	3.2	
	ZPLL06-04G	6	G1/2	10	44.3	18.7	24	3.2	
	ZPLL08-01G	8	G1/8	5	42.1	22.8	14	3.2	
	ZPLL08-02G	8	G1/4	6.5	43.6	22.8	17	3.2	
	ZPLL08-03G	8	G3/8	7	43.1	22.8	20	3.2	
	ZPLL08-04G	8	G1/2	10	48.1	22.8	24	3.2	
	ZPLL10-01G	10	G1/8	5	49.7	27.4	17	4.1	
	ZPLL10-02G	10	G1/4	6.5	52.7	27.4	17	4.1	
	ZPLL10-03G	10	G3/8	7	52.7	27.4	20	4.1	
	ZPLL10-04G	10	G1/2	10	56.7	27.4	24	4.1	
	ZPLL12-02G	12	G1/4	6.5	56.7	29.3	19	4.2	
	ZPLL12-03G	12	G3/8	7	58.2	29.3	20	4.2	
	ZPLL12-04G	12	G1/2	10	60.7	29.3	24	4.2	

ZPLN	Model	D	R	A	B	C	S	Main Dimension
L-shaped threaded 2 way fitting	ZPLN04-01G	4	G1/8	5	17.4	18	12	
	ZPLN04-02G	4	G1/4	6.5	18.9	18	17	
	ZPLN06-01G	6	G1/8	5	19.2	19.2	12	
	ZPLN06-02G	6	G1/4	6.5	20.7	19.2	17	
	ZPLN06-03G	6	G3/8	7	21.2	19.2	20	
	ZPLN06-04G	6	G1/2	10	24.2	19.2	24	
	ZPLN08-01G	8	G1/8	5	23.5	21.8	14	
	ZPLN08-02G	8	G1/4	6.5	21	21.8	17	
	ZPLN08-03G	8	G3/8	7	21.5	21.8	20	
	ZPLN08-04G	8	G1/2	10	24.5	21.8	24	
	ZPLN10-01G	10	G1/8	5	26.5	26	17	
	ZPLN10-02G	10	G1/4	6.5	28	26	17	
	ZPLN10-03G	10	G3/8	7	27	26	20	
	ZPLN10-04G	10	G1/2	10	28	26	24	
	ZPLN12-01G	12	G1/8	5	28	30	17	
	ZPLN12-02G	12	G1/4	6.5	29.5	30	17	
ZPLN12-03G	12	G3/8	7	28.5	30	20		
ZPLN12-04G	12	G1/2	10	29.5	30	24		

## ○ Metric Tubing-G Thread

ZPLF	Model	D	R	A	L	C	S	d	Main Dimension
L-shaped internal threaded 2 way fitting	ZPLF04-01G	4	G1/8	7	24.6	18.8	12	3.2	
	ZPLF04-02G	4	G1/4	10	27.6	18.8	17	3.2	
	ZPLF06-01G	6	G1/8	7	24.3	18.7	12	3.2	
	ZPLF06-02G	6	G1/4	10	27.3	18.7	17	3.2	
	ZPLF06-03G	6	G3/8	11	28.3	18.7	20	3.2	
	ZPLF06-04G	6	G1/2	13	30.3	18.7	24	3.2	
	ZPLF08-01G	8	G1/8	7	28.2	22.8	14	3.2	
	ZPLF08-02G	8	G1/4	10	31.2	22.8	17	3.2	
	ZPLF08-03G	8	G3/8	11	32.2	22.8	20	3.2	
	ZPLF08-04G	8	G1/2	13	34.2	22.8	24	3.2	
	ZPLF10-01G	10	G1/8	7	31.7	27.4	17	4.1	
	ZPLF10-02G	10	G1/4	10	34.7	27.4	17	4.1	
	ZPLF10-03G	10	G3/8	11	35.7	27.4	20	4.1	
	ZPLF10-04G	10	G1/2	13	37.7	27.4	24	4.1	
	ZPLF12-01G	12	G1/8	7	31.7	29.3	19	4.2	
	ZPLF12-02G	12	G1/4	10	36.7	29.3	19	4.2	
	ZPLF12-03G	12	G3/8	11	37.7	29.3	20	4.2	
	ZPLF12-04G	12	G1/2	13	39.7	29.3	24	4.2	
	ZPLF14-03G	14	G3/8	11	38.5	30.3	24	5.1	
	ZPLF14-04G	14	G1/2	13	40.5	30.3	24	5.1	
ZPLF16-02G	16	G1/4	10	39	32.1	24	5.2		
ZPLF16-03G	16	G3/8	11	40	32.1	24	5.2		
ZPLF16-04G	16	G1/2	13	42	32.1	24	5.2		



ØD

ZPD	Model	D	R	A	B	L	S	d	F	Main Dimension
T-type branch threaded 3 way fitting	ZPD04-01G	4	G1/8	5	23.3	18.6	12	3.2	14	
	ZPD04-02G	4	G1/4	6.5	24.8	18.6	17	3.2	14	
	ZPD06-01G	6	G1/8	5	23.8	19.2	12	3.3	16	
	ZPD06-02G	6	G1/4	6.5	25.3	19.2	17	3.3	16	
	ZPD06-03G	6	G3/8	7	25.8	19.2	20	3.3	16	
	ZPD06-04G	6	G1/2	10	29.8	19.2	24	3.3	16	
	ZPD08-01G	8	G1/8	5	26.4	22.4	14	4.4	18.3	
	ZPD08-02G	8	G1/4	6.5	27.9	22.4	17	4.4	18.3	
	ZPD08-03G	8	G3/8	7	28.4	22.4	20	4.4	18.3	
	ZPD08-04G	8	G1/2	10	32.4	22.4	24	4.4	18.3	
	ZPD10-01G	10	G1/8	5	31.4	28.1	17	4.2	23.5	
	ZPD10-02G	10	G1/4	6.5	32.9	28.1	17	4.2	23.5	
	ZPD10-03G	10	G3/8	7	33.4	28.1	20	4.2	23.5	
	ZPD10-04G	10	G1/2	10	37.4	28.1	24	4.2	23.5	
	ZPD12-01G	12	G1/8	5	32.6	29.3	19	4.2	27	
	ZPD12-02G	12	G1/4	6.5	34.1	29.3	19	4.2	27	
	ZPD12-03G	12	G3/8	7	34.6	29.3	20	4.2	27	
	ZPD12-04G	12	G1/2	10	38.6	29.3	24	4.2	27	
	ZPD14-02G	14	G1/4	5	36	30.2	24	5.1	29.5	
	ZPD14-03G	14	G3/8	6.5	36.5	30.2	24	5.1	29.5	
ZPD14-04G	14	G1/2	10	39.5	30.2	24	5.1	29.5		
ZPD16-02G	16	G1/4	6.5	37.7	31.9	24	5.1	30.2		
ZPD16-03G	16	G3/8	7	38.2	31.9	24	5.1	30.2		
ZPD16-04G	16	G1/2	10	41.2	31.9	24	5.1	30.2		



ØD

ZPB	Model	D	R	A	B	L	S	d	F	Main Dimension
T-type threaded 3 way fitting	ZPB04-01G	4	G1/8	5	23.3	18.6	12	3.2	14	
	ZPB04-02G	4	G1/4	6.5	24.8	18.6	17	3.2	14	
	ZPB06-01G	6	G1/8	5	23.8	19.2	12	3.3	16	
	ZPB06-02G	6	G1/4	6.5	25.3	19.2	17	3.3	16	
	ZPB06-03G	6	G3/8	7	25.8	19.2	20	3.3	16	
	ZPB06-04G	6	G1/2	10	29.8	19.2	24	3.3	16	
	ZPB08-01G	8	G1/8	5	25.9	22.6	14	3.1	15.7	
	ZPB08-02G	8	G1/4	6.5	27.4	22.6	17	3.1	15.7	
	ZPB08-03G	8	G3/8	7	27.9	22.6	20	3.1	15.7	
	ZPB08-04G	8	G1/2	10	31.9	22.6	24	3.1	15.7	
	ZPB10-01G	10	G1/8	5	26.9	28.2	17	4.2	17.7	
	ZPB10-02G	10	G1/4	6.5	28.4	28.2	17	4.2	17.7	
	ZPB10-03G	10	G3/8	7	28.9	28.2	20	4.2	17.7	
	ZPB10-04G	10	G1/2	10	33.9	28.2	24	4.2	17.7	
	ZPB12-01G	12	G1/8	5	31.8	29.3	19	4.2	23.6	
	ZPB12-02G	12	G1/4	6.5	33.3	29.3	19	4.2	23.6	
	ZPB12-03G	12	G3/8	7	33.8	29.3	20	4.2	23.6	
	ZPB12-04G	12	G1/2	10	37.8	29.3	24	4.2	23.6	
	ZPB14-01G	14	G1/8	5	34.5	30.2	24	5.1	29.5	
	ZPB14-02G	14	G1/4	6.5	36	30.2	24	5.1	29.5	
ZPB14-03G	14	G3/8	7	37	30.2	24	5.1	29.5		
ZPB14-04G	14	G1/2	10	40	30.2	24	5.1	29.5		
ZPB16-01G	16	G1/8	5	36	31.9	24	5.1	30.2		
ZPB16-02G	16	G1/4	6.5	37.5	31.9	24	5.1	30.2		
ZPB16-03G	16	G3/8	7	38	31.9	24	5.1	30.2		
ZPB16-04G	16	G1/2	10	41	31.9	24	5.1	30.2		



ØD

## ◎ Metric Tubing-G Thread

ZPWT	Model	D	R	A	L	S	d	Main Dimension
Y-type threaded 3 way fitting	ZPWT04-01G	4	G1/8	5	40.5	12	3.2	
	ZPWT04-02G	4	G1/4	6.5	42	17	3.2	
	ZPWT06-01G	6	G1/8	5	40.9	12	3.1	
	ZPWT06-02G	6	G1/4	6.5	42.4	17	3.1	
	ZPWT06-03G	6	G3/8	7	42.9	20	3.1	
	ZPWT06-04G	6	G1/2	10	46.9	24	3.1	
	ZPWT08-01G	8	G1/8	5	44.4	14	3.2	
	ZPWT08-02G	8	G1/4	6.5	45.9	17	3.2	
	ZPWT08-03G	8	G3/8	7	46.4	20	3.2	
	ZPWT08-04G	8	G1/2	10	50.4	24	3.2	
	ZPWT10-01G	10	G1/8	5	53.4	17	4.2	
	ZPWT10-02G	10	G1/4	6.5	54.9	17	4.2	
	ZPWT10-03G	10	G3/8	7	55.4	20	4.2	
	ZPWT10-04G	10	G1/2	10	59.4	24	4.2	
	ZPWT12-01G	12	G1/8	5	57.3	19	4.2	
	ZPWT12-02G	12	G1/4	6.5	58.8	19	4.2	
	ZPWT12-03G	12	G3/8	7	59.3	20	4.2	
	ZPWT12-04G	12	G1/2	10	63.3	24	4.2	
	ZPWT14-02G	14	G1/4	6.5	61.4	24	4.2	
	ZPWT14-03G	14	G3/8	7	61.9	24	4.2	
ZPWT14-04G	14	G1/2	10	64.9	24	4.2		
ZPWT16-02G	16	G1/4	6.5	65	24	5		
ZPWT16-03G	16	G3/8	7	65.5	24	5		
ZPWT16-04G	16	G1/2	10	68.5	24	5		


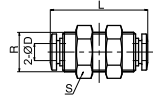
ZPH	Model	D	R	A	B	S	L	Main Dimension
External hexagonal fitting	ZPH04-01G	4	G1/8	5	22.2	10	23.6	
	ZPH04-02G	4	G1/4	6.5	24	14	27.5	
	ZPH06-01G	6	G1/8	5	23.1	10	23.6	
	ZPH06-02G	6	G1/4	6.5	25	14	27.5	
	ZPH06-03G	6	G3/8	7	26.7	19	34	
	ZPH06-04G	6	G1/2	10	29.7	24	38.1	
	ZPH08-01G	8	G1/8	5	25.5	10	23.6	
	ZPH08-02G	8	G1/4	6.5	28.6	14	27.5	
	ZPH08-03G	8	G3/8	7	29.4	19	34	
	ZPH08-04G	8	G1/2	10	32.5	24	38.1	
	ZPH10-01G	10	G1/8	5	30.2	10	23.6	
	ZPH10-02G	10	G1/4	6.5	32.3	14	27.5	
	ZPH10-03G	10	G3/8	7	32.9	19	34	
	ZPH10-04G	10	G1/2	10	35.8	24	38.1	
	ZPH12-01G	12	G1/8	5	33.2	10	23.6	
	ZPH12-02G	12	G1/4	6.5	33.1	14	27.5	
ZPH12-03G	12	G3/8	7	35.4	19	34		
ZPH12-04G	12	G1/2	10	36.5	24	38.1		


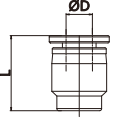
ZPHF	Model	D	R	A	B	S	F	L	Main Dimension
Series fitting	ZPHF04-01G	4	G1/8	5	22.5	12	7	30	
	ZPHF04-02G	4	G1/4	6.5	25	17	10	36	
	ZPHF06-01G	6	G1/8	5	23.3	12	7	30	
	ZPHF06-02G	6	G1/4	6.5	25.8	17	10	36	
	ZPHF06-03G	6	G3/8	7	27.5	20	11	42.7	
	ZPHF06-04G	6	G1/2	10	30	24	13	48.5	
	ZPHF08-01G	8	G1/8	5	25.4	12	7	30	
	ZPHF08-02G	8	G1/4	6.5	28.5	17	10	36	
	ZPHF08-03G	8	G3/8	7	29.4	20	11	42.7	
	ZPHF08-04G	8	G1/2	10	32.4	24	13	48.5	
	ZPHF10-01G	10	G1/8	5	30.3	12	7	30	
	ZPHF10-02G	10	G1/4	6.5	32.6	17	10	36	
	ZPHF10-03G	10	G3/8	7	33.2	20	11	42.7	
	ZPHF10-04G	10	G1/2	10	36.2	24	13	48.5	
	ZPHF12-01G	12	G1/8	5	32.5	12	7	30	
	ZPHF12-02G	12	G1/4	6.5	34.7	17	10	36	
ZPHF12-03G	12	G3/8	7	36.6	20	11	42.7		
ZPHF12-04G	12	G1/2	10	39	24	13	48.5		


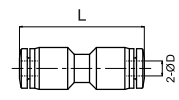
# One Touch-in Fitting


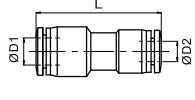



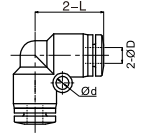
## Metric Tubing


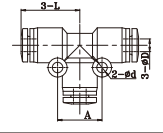
ZPM	Model	D	R	S	L	Main Dimension
Partition Straight through 	ZPM04	4	M12X1	14	32.2	
	ZPM06	6	M14X1	17	33.5	
	ZPM08	8	M16X1	19	37.2	
	ZPM10	10	M20X1	24	42.3	
	ZPM12	12	M22X1	27	46.8	


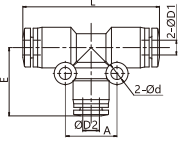
ZPPF	Model	D	L	Main Dimension
Pipe Cap(Air Plugs) 	ZPPF04	4	17.2	
	ZPPF06	6	17.7	
	ZPPF08	8	19.6	
	ZPPF10	10	24	
	ZPPF12	12	25.3	


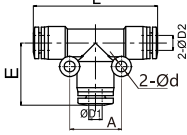
ZPU	Model	D	L	Main Dimension
Straight-through 	ZPU04	4	34.4	
	ZPU06	6	34	
	ZPU08	8	38.3	
	ZPU10	10	43.7	
	ZPU12	12	48.4	
	ZPU14	14	50.9	
	ZPU16	16	50.1	

ZPG	Model	D1	D2	L	Main Dimension
Reduced-bore Straight-through 	ZPG06-04	6	4	34.5	
	ZPG08-04	8	4	37.8	
	ZPG08-06	8	6	37.9	
	ZPG10-06	10	6	42.4	
	ZPG10-08	10	8	43.2	
	ZPG12-08	12	8	47.4	
	ZPG12-10	12	10	48.2	
	ZPG14-12	14	12	49.5	
	ZPG16-12	16	12	50.5	
	ZPG16-14	16	14	49.2	


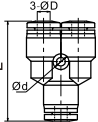
ZPV	Model	D	L	d	Main Dimension
L-type 2 way 	ZPV04	4	18.8	3.3	
	ZPV06	6	18.6	3.2	
	ZPV08	8	23	3.2	
	ZPV10	10	27.8	4.1	
	ZPV12	12	29.5	4.2	
	ZPV14	14	30.2	5.1	
	ZPV16	16	32.2	5.1	


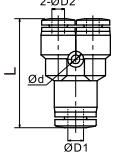
ZPE	Model	D	L	d	A	Main Dimension
T-type 3 way 	ZPE04	4	18.6	3.2	14	
	ZPE06	6	19.2	3.3	16	
	ZPE08	8	22.4	4.4	18.3	
	ZPE10	10	28.1	4.2	23.5	
	ZPE12	12	29.3	4.2	27	
	ZPE14	14	30.2	5.1	29.5	
	ZPE16	16	31.9	5.1	30.2	


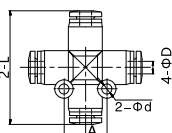
ZPEG	Model	D1	D2	E	L	d	A	Main Dimension
T-type Reduced bore 3 way 	ZPEG06-04	6	4	19.3	38.4	3.1	15.7	
	ZPEG08-04	8	4	21.1	45.2	3.1	15.7	
	ZPEG08-06	8	6	21.3	45.2	3.1	15.7	
	ZPEG10-06	10	6	22.5	56.6	4.1	17.7	
	ZPEG10-08	10	8	22.7	56.3	4.2	17.7	
	ZPEG12-08	12	8	27.9	58.6	4.2	23.6	
	ZPEG12-10	12	10	28.5	58.6	4.2	23.6	
	ZPEG16-12	16	12	31.3	65.5	5.1	30.5	


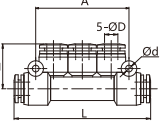
ZPEW	Model	D1	D2	E	L	d	A	Main Dimension
T-type Reduced bore 3 way 	ZEW06-04	6	4	19.4	38.2	3.1	15.9	
	ZEW08-04	8	4	23	43.8	3.2	17.8	
	ZEW08-06	8	6	23	44	3.2	17.8	
	ZEW10-06	10	6	28.8	53.8	4.2	23.7	
	ZEW10-08	10	8	28.7	55.2	4.2	23.7	
	ZEW12-08	12	8	29.5	57	4.2	26.7	
	ZEW12-10	12	10	29.5	58.6	4.2	26.7	
	ZEW16-12	16	12	33.2	63.5	5.1	30.7	


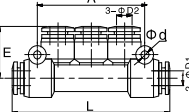
## Metric Tubing


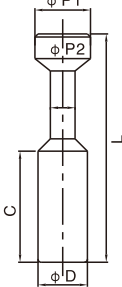
ZPY	Model	D	L	d	Main Dimension
Y-type 3 way  $\Phi D$	ZPY04	4	35.6	3.2	
	ZPY06	6	36.2	3.1	
	ZPY08	8	40.4	3.2	
	ZPY10	10	50.1	4.2	
	ZPY12	12	54	4.2	
	ZPY14	14	55.8	4.2	
	ZPY16	16	59.3	5	



ZPW	Model	D1	D2	L	d	Main Dimension
Y-type Reduced bore 3 way $\Phi D1$  $\Phi D2$ $D1 > D2$	ZPW06-04	6	4	36.8	3.2	
	ZPW08-04	8	4	39.3	3.2	
	ZPW08-06	8	6	39.8	3.2	
	ZPW10-06	10	6	45.6	3.2	
	ZPW10-08	10	8	49	4.2	
	ZPW12-08	12	8	52.2	4.2	
	ZPW12-10	12	10	52.9	4.2	

ZPZA	Model	D	L	d	A	Main Dimension
Cross 4 way  $\Phi D$	ZPZA04	4	38.0	3.2	15.8	
	ZPZA06	6	38.8	3.2	15.8	
	ZPZA08	8	45.4	3.4	17.7	
	ZPZA10	10	56.8	4.2	23.6	
	ZPZA12	12	58.8	4.4	26.5	


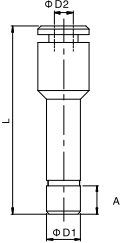
ZPK	Model	D	L	d	A	E	Main Dimension
5 way  $\Phi D$	ZPK04	4	57	3.2	35.6	19	
	ZPK06	6	60.7	3.2	41.7	20.3	
	ZPK08	8	80.6	4.2	47.7	24.6	
	ZPK10	10	88	4.3	57.5	26.5	
	ZPK12	12	102	4.3	67	30.6	


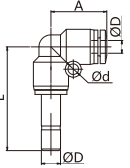
ZPKG	Model	D1	D2	L	d	E	A	Main Dimension
Reduced-bore 5 way  $\Phi D$	ZPKG06-04	6	4	57.2	3.2	19.4	35.7	
	ZPKG08-04	8	4	62.2	3.2	20.3	41.7	
	ZPKG08-06	8	6	62.2	3.2	20	41.7	
	ZPKG10-06	10	6	82.6	4.3	23.6	47.5	
	ZPKG10-08	10	8	82.6	4.3	24.6	47.5	
	ZPKG12-10	12	10	93.5	4.2	27.3	60.5	


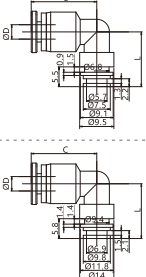
ZPP	Model	D	L	C	P1	P2	Main Dimension
Plug 	ZPP04	4	27.3	15	5	3	
	ZPP06	6	31.8	16.6	6.9	4.4	
	ZPP08	8	35.5	18	8.8	5.1	
	ZPP10	10	41.5	20	10.9	4.8	
	ZPP12	12	43.5	23	12.8	5.8	
	ZPP14	14	46.4	24.5	13.5	6.6	
	ZPP16	16	45.5	24.5	15.5	8.6	

ZPIJ	Model	L	D	C	Main Dimension
Same diameter metal straight through plug 	PIJ04	39	4	6.3	
	PIJ06	40	6	6.5	
	PIJ08	45	8	6.7	
	PIJ10	46	10	7.8	
	PIJ12	46	12	8	

## ⊙ Metric Tubing

ZPGJ	Model	D1	D2	A	L	Main Dimension
Reduced diameter metal through-rod fittings 	EPGJ06-04	6	4	6.5	33.1	
	EPGJ08-04	8	4	6.5	35.1	
	EPGJ08-06	8	6	6.5	39	
	EPGJ10-06	10	6	8.1	37	
	EPGJ10-08	10	8	7.5	42	
	EPGJ12-06	12	6	7.5	38.5	
	EPGJ12-08	12	8	7.8	40.5	
	EPGJ12-10	12	10	7.5	46.2	

ZPLJ	Model	D	A	L	d	Main Dimension
Rod Right-angle 	ZPLJ04	04	18.8	35.1	3.2	
	ZPLJ06	06	18.7	34.8	3.2	
	ZPLJ08	08	22.8	40.8	3.2	
	ZPLJ10	10	27.4	46.3	4.1	
	ZPLJ12	12	29.3	50.1	4.2	

ZPLK	Model	D	L	C	Main Dimension
L-Shaped Insertion Fitting 	ZPLK04-GR01	4	15.2	17.7	
	ZPLK06-GR01	6	17.5	19.2	
	ZPLK08-GR01	8	18	21.6	
	ZPLK10-GR01	10	19	25.5	
	ZPLK12-GR01	12	21	31	
	ZPLK04-GR02	4	15.5	17.7	
	ZPLK06-GR02	6	17.8	19.2	
	ZPLK08-GR02	8	18.3	21.6	
	ZPLK10-GR02	10	19.3	25.5	
	ZPLK12-GR02	12	21.3	31	

## ◎ Inch Tubing-NPT Thread

ZPC	Model	D(Inch)	R	A	L	S1	S2	Main Dimension
Straight-through threaded fitting	ZPC5/32-01T	5/32	NPT1/8	7.5	19.8	7/16	3/32	
	ZPC5/32-02T	5/32	NPT1/4	9.5	18.1	9/16	3/32	
	ZPC1/4-01T	1/4	NPT1/8	7.5	20.7	1/2	5/32	
	ZPC1/4-02T	1/4	NPT1/4	9.5	21.7	9/16	5/32	
	ZPC1/4-03T	1/4	NPT3/8	10.5	20.7	11/16	5/32	
	ZPC1/4-04T	1/4	NPT1/2	13.5	23.7	7/8	5/32	
	ZPC5/16-01T	5/16	NPT1/8	7.5	27	9/16	3/16	
	ZPC5/16-02T	5/16	NPT1/4	9.5	24.5	9/16	7/32	
	ZPC5/16-03T	5/16	NPT3/8	10.5	22.5	11/16	7/32	
	ZPC5/16-04T	5/16	NPT1/2	13.5	25	7/8	7/32	
	ZPC3/8-01T	3/8	NPT1/8	7.5	29.8	11/16	3/16	
	ZPC3/8-02T	3/8	NPT1/4	9.5	31.1	11/16	1/4	
	ZPC3/8-03T	3/8	NPT3/8	10.5	28	11/16	5/16	
	ZPC3/8-04T	3/8	NPT1/2	13.5	25.8	7/8	5/16	
	ZPC1/2-01T	1/2	NPT1/8	7.5	31.9	7/8	3/16	
	ZPC1/2-02T	1/2	NPT1/4	9.5	33.9	7/8	1/4	
ZPC1/2-03T	1/2	NPT3/8	10.5	29.9	7/8	3/8		
ZPC1/2-04T	1/2	NPT1/2	13.5	28.9	7/8	3/8		

ZPOC	Model	D	R	A	L	P	S	Main Dimension
Round straight-through fitting	ZPOC5/32-01T	5/32	NPT1/8	7.5	19.9	11	3/32	
	ZPOC5/32-02T	5/32	NPT1/4	9.5	18.2	14	3/32	
	ZPOC1/4-01T	1/4	NPT1/8	7.5	20.7	12	5/32	
	ZPOC1/4-02T	1/4	NPT1/4	9.5	21.7	14	5/32	
	ZPOC1/4-03T	1/4	NPT3/8	10.5	20.7	17.5	5/32	
	ZPOC1/4-04T	1/4	NPT1/2	13.5	23.7	22	5/32	
	ZPOC5/16-01T	5/16	NPT1/8	7.5	26.9	14	3/16	
	ZPOC5/16-02T	5/16	NPT1/4	9.5	24.4	14	7/32	
	ZPOC5/16-03T	5/16	NPT3/8	10.5	22.4	17.5	7/32	
	ZPOC5/16-04T	5/16	NPT1/2	13.5	24.9	22	7/32	
	ZPOC3/8-01T	3/8	NPT1/8	7.5	29.6	17	3/16	
	ZPOC3/8-02T	3/8	NPT1/4	9.5	31	17	1/4	
	ZPOC3/8-03T	3/8	NPT3/8	10.5	27.9	17.5	5/16	
	ZPOC3/8-04T	3/8	NPT1/2	13.5	25.7	22	5/16	
	ZPOC1/2-01T	1/2	NPT1/8	7.5	32.1	20	3/16	
	ZPOC1/2-02T	1/2	NPT1/4	9.5	34.1	20	1/4	
ZPOC1/2-03T	1/2	NPT3/8	10.5	30.1	20	3/8		
ZPOC1/2-04T	1/2	NPT1/2	13.5	29.1	22	3/8		

ZPCF	Model	D(Inch)	R	A	L	S(Inch)	Main Dimension
Internal threaded straight-through fitting	ZPCF5/32-01T	5/32	NPT1/8	8	24.1	1/2	
	ZPCF5/32-02T	5/32	NPT1/4	11	27.1	11/16	
	ZPCF1/4-01T	1/4	NPT1/8	8	24.9	1/2	
	ZPCF1/4-02T	1/4	NPT1/4	11	27.9	11/16	
	ZPCF1/4-03T	1/4	NPT3/8	12	28.9	7/8	
	ZPCF1/4-04T	1/4	NPT1/2	14	30.9	24 (Metric) mm	
	ZPCF5/16-01T	5/16	NPT1/8	8	27.3	9/16	
	ZPCF5/16-02T	5/16	NPT1/4	11	30.3	11/16	
	ZPCF5/16-03T	5/16	NPT3/8	12	31.3	7/8	
	ZPCF5/16-04T	5/16	NPT1/2	14	33.3	24 (Metric) mm	
	ZPCF3/8-01T	3/8	NPT1/8	8	30.2	11/16	
	ZPCF3/8-02T	3/8	NPT1/4	11	33.2	11/16	
	ZPCF3/8-03T	3/8	NPT3/8	12	34.2	7/8	
	ZPCF3/8-04T	3/8	NPT1/2	14	36.2	24 (Metric) mm	
	ZPCF1/2-01T	1/2	NPT1/8	8	31.7	7/8	
	ZPCF1/2-02T	1/2	NPT1/4	11	34.7	7/8	
ZPCF1/2-03T	1/2	NPT3/8	12	35.7	7/8		
ZPCF1/2-04T	1/2	NPT1/2	14	37.7	24 (Metric) mm		

ZPL	Model	D	R	A	L	C	S	d	Main Dimension
L-shaped threaded 2 way fitting	ZPL5/32-01T	5/32	NPT1/8	7.5	26.1	18.5	7/16	3.2	
	ZPL5/32-02T	5/32	NPT1/4	9.5	28.1	18.5	9/16	3.2	
	ZPL1/4-01T	1/4	NPT1/8	7.5	25.8	18.6	1/2	3.2	
	ZPL1/4-02T	1/4	NPT1/4	9.5	27.8	18.6	9/16	3.2	
	ZPL1/4-03T	1/4	NPT3/8	10.5	28.8	18.6	11/16	3.2	
	ZPL1/4-04T	1/4	NPT1/2	13.5	31.8	18.6	7/8	3.2	
	ZPL5/16-01T	5/16	NPT1/8	7.5	29.5	22.8	9/16	3.2	
	ZPL5/16-02T	5/16	NPT1/4	9.5	31.5	22.8	9/16	3.2	
	ZPL5/16-03T	5/16	NPT3/8	10.5	32.5	22.8	11/16	3.2	
	ZPL5/16-04T	5/16	NPT1/2	13.5	35.5	22.8	7/8	3.2	
	ZPL3/8-01T	3/8	NPT1/8	7.5	33.2	27.4	11/16	4.1	
	ZPL3/8-02T	3/8	NPT1/4	9.5	35.2	27.4	11/16	4.1	
	ZPL3/8-03T	3/8	NPT3/8	10.5	37.4	27.4	11/16	4.1	
	ZPL3/8-04T	3/8	NPT1/2	13.5	39.2	27.4	7/8	4.1	
	ZPL1/2-01T	1/2	NPT1/8	7.5	35.2	29.3	7/8	4.2	
	ZPL1/2-02T	1/2	NPT1/4	9.5	37.2	29.3	7/8	4.2	
ZPL1/2-03T	1/2	NPT3/8	10.5	38.2	29.3	7/8	4.2		
ZPL1/2-04T	1/2	NPT1/2	13.5	41.2	29.3	7/8	4.2		

# One Touch-in Fitting



## ○ Inch Tubing-NPT Thread

ZPLL	Model	D(Inch)	R	A	L	C	S(Inch)	d	Main Dimension
L-shaped extended threaded 2 way fitting	ZPLL5/32-01T	5/32	NPT1/8	7.5	36.5	18.5	7/16	3.2	
	ZPLL5/32-02T	5/32	NPT1/4	9.5	40	18.5	9/16	3.2	
	ZPLL1/4-01T	1/4	NPT1/8	7.5	38.8	18.6	1/2	3.2	
	ZPLL1/4-02T	1/4	NPT1/4	9.5	41.3	18.6	9/16	3.2	
	ZPLL1/4-03T	1/4	NPT3/8	10.5	42.8	18.6	11/16	3.2	
	ZPLL1/4-04T	1/4	NPT1/2	13.5	46.8	18.6	7/8	3.2	
	ZPLL5/16-01T	5/16	NPT1/8	7.5	44.6	22.8	9/16	3.2	
	ZPLL5/16-02T	5/16	NPT1/4	9.5	45.1	22.8	9/16	3.2	
	ZPLL5/16-03T	5/16	NPT3/8	10.5	46.6	22.8	11/16	3.2	
	ZPLL5/16-04T	5/16	NPT1/2	13.5	50.6	22.8	7/8	3.2	
	ZPLL3/8-01T	3/8	NPT1/8	7.5	53.2	27.4	11/16	4.1	
	ZPLL3/8-02T	3/8	NPT1/4	9.5	55.7	27.4	11/16	4.1	
	ZPLL3/8-03T	3/8	NPT3/8	10.5	56.2	27.4	11/16	4.1	
	ZPLL3/8-04T	3/8	NPT1/2	13.5	59.2	27.4	7/8	4.1	
	ZPLL1/2-02T	1/2	NPT1/4	9.5	60.7	29.3	7/8	4.2	
	ZPLL1/2-03T	1/2	NPT3/8	10.5	61.7	29.3	7/8	4.2	
	ZPLL1/2-04T	1/2	NPT1/2	13.5	64.2	29.3	7/8	4.2	



R

ΦD

ZPLF	Model	D(Inch)	R	A	L	C	S(Inch)	d	Main Dimension
L-shaped internal threaded 2 way fitting	ZPLF5/32-01T	5/32	PT1/8	7	24.6	18.5	1/2	3.2	
	ZPLF5/32-02T	5/32	PT1/4	10	27.6	18.5	11/16	3.2	
	ZPLF1/4-01T	1/4	PT1/8	7	24.3	18.6	1/2	3.2	
	ZPLF1/4-02T	1/4	PT1/4	10	27.3	18.6	11/16	3.2	
	ZPLF1/4-03T	1/4	PT3/8	11	28.3	18.6	7/8	3.2	
	ZPLF1/4-04T	1/4	PT1/2	13	30.3	18.6	24 (Metric) mm	3.2	
	ZPLF5/16-01T	5/16	PT1/8	7	28.2	22.8	9/16	3.2	
	ZPLF5/16-02T	5/16	PT1/4	10	31.2	22.8	11/16	3.2	
	ZPLF5/16-03T	5/16	PT3/8	11	32.2	22.8	7/8	3.2	
	ZPLF5/16-04T	5/16	PT1/2	13	34.2	22.8	24 (Metric) mm	3.2	
	ZPLF3/8-01T	3/8	PT1/8	7	31.7	27.4	11/16	4.1	
	ZPLF3/8-02T	3/8	PT1/4	10	34.7	27.4	11/16	4.1	
	ZPLF3/8-03T	3/8	PT3/8	11	35.7	27.4	7/8	4.1	
	ZPLF3/8-04T	3/8	PT1/2	13	37.7	27.4	24 (Metric) mm	4.1	
	ZPLF1/2-01T	1/2	PT1/8	7	31.7	29.3	7/8	4.2	
	ZPLF1/2-02T	1/2	PT1/4	10	36.7	29.3	7/8	4.2	
	ZPLF1/2-03T	1/2	PT3/8	11	37.7	29.3	7/8	4.2	
	ZPLF1/2-04T	1/2	PT1/2	13	39.7	29.3	24 (Metric) mm	4.2	



R

ΦD

ZPD	Model	D(Inch)	R	A	B	L	S(Inch)	d	F	Main Dimension
T-type branch threaded 3 way fitting	ZPD5/32-01T	5/32	NPT1/8	7.5	25.8	18.5	7/16	3.2	14	
	ZPD5/32-02T	5/32	NPT1/4	9.5	27.8	18.5	9/16	3.2	14	
	ZPD1/4-01T	1/4	NPT1/8	7.5	26.3	19.1	1/2	3.3	16	
	ZPD1/4-02T	1/4	NPT1/4	9.5	28.3	19.1	9/16	3.3	16	
	ZPD1/4-03T	1/4	NPT3/8	10.5	29.3	19.1	11/16	3.3	16	
	ZPD1/4-04T	1/4	NPT1/2	13.5	32.3	19.1	7/8	3.3	16	
	ZPD5/16-01T	5/16	NPT1/8	7.5	28.9	22.4	9/16	4.4	18.3	
	ZPD5/16-02T	5/16	NPT1/4	9.5	30.9	22.4	9/16	4.4	18.3	
	ZPD5/16-03T	5/16	NPT3/8	10.5	31.9	22.4	11/16	4.4	18.3	
	ZPD5/16-04T	5/16	NPT1/2	13.5	34.9	22.4	7/8	4.4	18.3	
	ZPD3/8-01T	3/8	NPT1/8	7.5	33.9	28.2	11/16	4.2	23.5	
	ZPD3/8-02T	3/8	NPT1/4	9.5	35.9	28.2	11/16	4.2	23.5	
	ZPD3/8-03T	3/8	NPT3/8	10.5	36.9	28.2	11/16	4.2	23.5	
	ZPD3/8-04T	3/8	NPT1/2	13.5	39.9	28.2	7/8	4.2	23.5	
	ZPD1/2-01T	1/2	NPT1/8	7.5	35.1	29.2	7/8	4.3	27	
	ZPD1/2-02T	1/2	NPT1/4	9.5	37.1	29.2	7/8	4.3	27	
	ZPD1/2-03T	1/2	NPT3/8	10.5	38.1	29.2	7/8	4.3	27	
	ZPD1/2-04T	1/2	NPT1/2	13.5	41.1	29.2	7/8	4.3	27	



R

ΦD

ZPB	Model	D(Inch)	R	A	B	L	S(Inch)	d	F	Main Dimension
T-type threaded 3 way fitting	ZPB5/32-01T	5/32	NPT1/8	7.5	25.8	18.5	7/16	3.2	14	
	ZPB5/32-02T	5/32	NPT1/4	9.5	27.8	18.5	9/16	3.2	14	
	ZPB1/4-01T	1/4	NPT1/8	7.5	26.3	19.1	1/2	3.4	16	
	ZPB1/4-02T	1/4	NPT1/4	9.5	28.3	19.1	9/16	3.4	16	
	ZPB1/4-03T	1/4	NPT3/8	10.5	29.3	19.1	11/16	3.4	16	
	ZPB1/4-04T	1/4	NPT1/2	13.5	32.3	19.1	7/8	3.4	16	
	ZPB5/16-01T	5/16	NPT1/8	7.5	28.4	22.5	9/16	3.1	15.7	
	ZPB5/16-02T	5/16	NPT1/4	9.5	30.4	22.5	9/16	3.1	15.7	
	ZPB5/16-03T	5/16	NPT3/8	10.5	31.4	22.5	11/16	3.1	15.7	
	ZPB5/16-04T	5/16	NPT1/2	13.5	34.4	22.5	7/8	3.1	15.7	
	ZPB3/8-01T	3/8	NPT1/8	7.5	29.4	27.9	11/16	4.2	17.7	
	ZPB3/8-02T	3/8	NPT1/4	9.5	31.4	27.9	11/16	4.2	17.7	
	ZPB3/8-03T	3/8	NPT3/8	10.5	32.4	27.9	11/16	4.2	17.7	
	ZPB3/8-04T	3/8	NPT1/2	13.5	35.4	27.9	7/8	4.2	17.7	
	ZPB1/2-01T	1/2	NPT1/8	7.5	35.1	29.1	7/8	4.2	26.8	
	ZPB1/2-02T	1/2	NPT1/4	9.5	37.1	29.1	7/8	4.2	26.8	
	ZPB1/2-03T	1/2	NPT3/8	10.5	38.1	29.1	7/8	4.2	26.8	
	ZPB1/2-04T	1/2	NPT1/2	13.5	41.1	29.1	7/8	4.2	26.8	



R

ΦD

## ◎ Inch Tubing-NPT Thread

ZPWT	Model	D(Inch)	R	A	L	S(Inch)	Main Dimension
Y-type threaded 3 way fitting	ZPWT5/32-01T	5/32	NPT1/8	7.5	42.8	7/16	
	ZPWT5/32-02T	5/32	NPT1/4	9.5	44.8	9/16	
	ZPWT1/4-01T	1/4	NPT1/8	7.5	43.3	1/2	
	ZPWT1/4-02T	1/4	NPT1/4	9.5	45.3	9/16	
	ZPWT1/4-03T	1/4	NPT3/8	10.5	46.3	11/16	
	ZPWT1/4-04T	1/4	NPT1/2	13.5	49.3	7/8	
	ZPWT5/16-01T	5/16	NPT1/8	7.5	46.7	9/16	
	ZPWT5/16-02T	5/16	NPT1/4	9.5	48.7	9/16	
	ZPWT5/16-03T	5/16	NPT3/8	10.5	49.7	11/16	
	ZPWT5/16-04T	5/16	NPT1/2	13.5	52.7	7/8	
	ZPWT3/8-01T	3/8	NPT1/8	7.5	55.5	11/16	
	ZPWT3/8-02T	3/8	NPT1/4	9.5	57.5	11/16	
	ZPWT3/8-03T	3/8	NPT3/8	10.5	58.5	11/16	
	ZPWT3/8-04T	3/8	NPT1/2	13.5	61.5	7/8	
	ZPWT1/2-01T	1/2	NPT1/8	7.5	57.6	7/8	
	ZPWT1/2-02T	1/2	NPT1/4	9.5	61.4	7/8	
	ZPWT1/2-03T	1/2	NPT3/8	10.5	62.4	7/8	
	ZPWT1/2-04T	1/2	NPT1/2	13.5	65.4	7/8	



ZPH	Model	D(Inch)	R	A	B	S	L	Main Dimension
External hexagonal fitting	ZPH5/32-01T	5/32	NPT1/8	7	22	10	23.4	
	ZPH5/32-02T	5/32	NPT1/4	9	23.8	14	26.3	
	ZPH1/4-01T	1/4	NPT1/8	7	22.9	10	23.4	
	ZPH1/4-02T	1/4	NPT1/4	9	24.8	14	26.3	
	ZPH1/4-03T	1/4	NPT3/8	10	26.5	19	31.9	
	ZPH1/4-04T	1/4	NPT1/2	13	29.7	24	38.6	
	ZPH5/16-01T	5/16	NPT1/8	7	25.4	10	23.4	
	ZPH5/16-02T	5/16	NPT1/4	9	28.5	14	26.3	
	ZPH5/16-03T	5/16	NPT3/8	10	29.3	19	31.9	
	ZPH5/16-04T	5/16	NPT1/2	13	32.4	24	38.6	
	ZPH3/8-01T	3/8	NPT1/8	7	30.2	10	23.4	
	ZPH3/8-02T	3/8	NPT1/4	9	32	14	26.3	
	ZPH3/8-03T	3/8	NPT3/8	10	32.9	19	31.9	
	ZPH3/8-04T	3/8	NPT1/2	13	35.8	24	38.6	
	ZPH1/2-02T	1/2	NPT1/4	9	33.1	14	26.3	
	ZPH1/2-03T	1/2	NPT3/8	10	35.4	19	31.9	
	ZPH1/2-04T	1/2	NPT1/2	13	36.5	24	38.6	



ZPHF	Model	D(Inch)	R	A	B	S	F	L	Main Dimension
Series fitting	ZPHF5/32-01T	5/32	NPT1/8	7	22	12	7	28.1	
	ZPHF5/32-02T	5/32	NPT1/4	9	23.8	17	10	33	
	ZPHF1/4-01T	1/4	NPT1/8	7	22.9	12	7	28.1	
	ZPHF1/4-02T	1/4	NPT1/4	9	24.8	17	10	33	
	ZPHF1/4-03T	1/4	NPT3/8	10	26.5	20	11	39	
	ZPHF1/4-04T	1/4	NPT1/2	13	29.7	24	13	46.7	
	ZPHF5/16-01T	5/16	NPT1/8	7	25.4	12	7	28.1	
	ZPHF5/16-02T	5/16	NPT1/4	9	28.5	17	10	33	
	ZPHF5/16-03T	5/16	NPT3/8	10	29.3	20	11	39	
	ZPHF5/16-04T	5/16	NPT1/2	13	32.4	24	13	46.7	
	ZPHF3/8-01T	3/8	NPT1/8	7	30.2	12	7	28.1	
	ZPHF3/8-02T	3/8	NPT1/4	9	32	17	10	33	
	ZPHF3/8-03T	3/8	NPT3/8	10	32.9	20	11	39	
	ZPHF3/8-04T	3/8	NPT1/2	13	35.8	24	13	46.7	
	ZPHF1/2-02T	1/2	NPT1/4	9	33.1	17	10	33	
	ZPHF1/2-03T	1/2	NPT3/8	10	35.4	20	11	39	
	ZPHF1/2-04T	1/2	NPT1/2	13	36.5	24	13	46.7	



# One Touch-in Fitting



## ○ Inch Tubing-G Thread

ZPC	Model	D(Inch)	R	A	L	S1	S2	Main Dimension
Straight-through threaded fitting	ZPC5/32-01G	5/32	G1/8	5	18.9	12	3	
	ZPC5/32-02G	5/32	G1/4	6.5	17.9	17	3	
	ZPC1/4-01G	1/4	G1/8	5	19.8	12	4	
	ZPC1/4-02G	1/4	G1/4	6.5	20.8	17	4	
	ZPC1/4-03G	1/4	G3/8	7	20.3	20	4	
	ZPC1/4-04G	1/4	G1/2	10	22.8	24	4	
	ZPC5/16-01G	5/16	G1/8	5	25.9	14	5	
	ZPC5/16-02G	5/16	G1/4	6.5	23.4	17	6	
	ZPC5/16-03G	5/16	G3/8	7	22.9	20	6	
	ZPC5/16-04G	5/16	G1/2	10	23.9	24	6	
	ZPC3/8-01G	3/8	G1/8	5	28.1	17	5	
	ZPC3/8-02G	3/8	G1/4	6.5	29.6	17	6	
	ZPC3/8-03G	3/8	G3/8	7	26.3	20	8	
	ZPC3/8-04G	3/8	G1/2	10	26.3	24	8	
	ZPC1/2-01G	1/2	G1/8	5	30.4	20	5	
	ZPC1/2-02G	1/2	G1/4	6.5	31.9	20	6	
	ZPC1/2-03G	1/2	G3/8	7	29.9	20	8	
	ZPC1/2-04G	1/2	G1/2	10	30.9	24	10	



ZPCF	Model	D(Inch)	R	A	L	S(Inch)	Main Dimension
Internal threaded straight-through fitting	ZPCF5/32-01G	5/32	G1/8	7	24.4	12	
	ZPCF5/32-02C	5/32	G1/4	10	27.4	17	
	ZPCF1/4-01G	1/4	G1/8	7	24.9	12	
	ZPCF1/4-02G	1/4	G1/4	10	27.9	17	
	ZPCF1/4-03G	1/4	G3/8	11	28.9	20	
	ZPCF1/4-04G	1/4	G1/2	13	30.9	24	
	ZPCF5/16-01G	5/16	G1/8	7	27.4	14	
	ZPCF5/16-02G	5/16	G1/4	10	30.4	17	
	ZPCF5/16-03G	5/16	G3/8	11	31.4	20	
	ZPCF5/16-04G	5/16	G1/2	13	33.4	24	
	ZPCF3/8-01G	3/8	G1/8	7	30.1	17	
	ZPCF3/8-02G	3/8	G1/4	10	33.1	17	
	ZPCF3/8-03G	3/8	G3/8	11	34.1	20	
	ZPCF3/8-04G	3/8	G1/2	13	36.1	24	
	ZPCF1/2-01G	1/2	G1/8	7	31.7	20	
	ZPCF1/2-02G	1/2	G1/4	10	34.7	20	
	ZPCF1/2-03G	1/2	G3/8	11	35.7	20	
	ZPCF1/2-04G	1/2	G1/2	13	37.7	24	




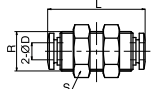
ZPOC	Model	D(Inch)	R	A	L	P	S	Main Dimension
Round straight through fitting	ZPOC5/32-01G	5/32	G1/8	5	18.9	12	3	
	ZPOC5/32-02G	5/32	G1/4	6.5	17.9	17	3	
	ZPOC1/4-01G	1/4	G1/8	5	19.8	12	4	
	ZPOC1/4-02G	1/4	G1/4	6.5	20.8	17	4	
	ZPOC1/4-03G	1/4	G3/8	7	20.3	20	4	
	ZPOC1/4-04G	1/4	G1/2	10	22.8	24	4	
	ZPOC5/16-01G	5/16	G1/8	5	25.9	14	5	
	ZPOC5/16-02G	5/16	G1/4	6.5	23.4	17	6	
	ZPOC5/16-03G	5/16	G3/8	7	22.9	20	6	
	ZPOC5/16-04G	5/16	G1/2	10	23.9	24	6	
	ZPOC3/8-01G	3/8	G1/8	5	28.1	17	5	
	ZPOC3/8-02G	3/8	G1/4	6.5	29.6	17	6	
	ZPOC3/8-03G	3/8	G3/8	7	26.3	20	8	
	ZPOC3/8-04G	3/8	G1/2	10	26.3	24	8	
	ZPOC1/2-01G	1/2	G1/8	5	30.4	20	5	
	ZPOC1/2-02G	1/2	G1/4	6.5	32.4	20	6	
	ZPOC1/2-03G	1/2	G3/8	7	29.9	20	8	
	ZPOC1/2-04G	1/2	G1/2	10	30.9	24	10	


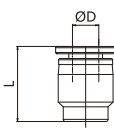



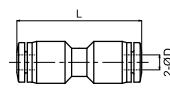
ZPL	Model	D(Inch)	R	A	L	C	S	d	Main Dimension
L-shaped threaded 2 way fitting	ZPL5/32-01G	5/32	G1/8	5	23.6	18.5	12	3.3	
	ZPL5/32-02G	5/32	G1/4	6.5	25.1	18.5	17	3.3	
	ZPL5/32-M5	5/32	M5	3.5	23.1	18.5	10	3.3	
	ZPL1/4-01G	1/4	G1/8	5	23.3	18.6	12	3.2	
	ZPL1/4-02G	1/4	G1/4	6.5	24.8	18.6	17	3.2	
	ZPL1/4-03G	1/4	G3/8	7	25.3	18.6	20	3.2	
	ZPL1/4-04G	1/4	G1/2	10	29.3	18.6	24	3.2	
	ZPL5/16-01G	5/16	G1/8	5	27	22.8	14	3.2	
	ZPL5/16-02G	5/16	G1/4	6.5	28.5	22.8	17	3.2	
	ZPL5/16-03G	5/16	G3/8	7	29	22.8	20	3.2	
	ZPL5/16-04G	5/16	G1/2	10	33	22.8	24	3.2	
	ZPL3/8-01G	3/8	G1/8	5	30.7	27.4	17	4.1	
	ZPL3/8-02G	3/8	G1/4	6.5	32.2	27.4	17	4.1	
	ZPL3/8-03G	3/8	G3/8	7	32.7	27.4	20	4.1	
	ZPL3/8-04G	3/8	G1/2	10	37.7	27.4	24	4.1	
	ZPL1/2-01G	1/2	G1/8	5	32.7	29.3	19	4.2	
	ZPL1/2-02G	1/2	G1/4	6.5	34.2	29.3	19	4.2	
	ZPL1/2-03G	1/2	G3/8	7	34.7	29.3	20	4.2	
ZPL1/2-04G	1/2	G1/2	10	38.7	29.3	24	4.2		


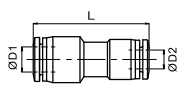



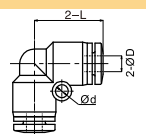
## Inch Tubing


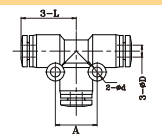
ZPM	Model	D	R	S	L	Main Dimension
Partition Straight through 	ZPM1/8	1/8	M12X1	14	31.7	
	ZPM5/32	5/32	M12X1	14	32.1	
	ZPM1/4	1/4	M14X1	17	33.6	
	ZPM5/16	5/16	M16X1	19	36.2	
	ZPM3/8	3/8	M20X1	24	41.3	
	ZPM1/2	1/2	M22X1	27	46.5	


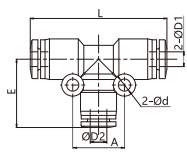
ZPPF	Model	D(Inch)	L	Main Dimension
Pipe Cap (Air Plugs) 	ZPPF1/8	1/8	17.2	
	ZPPF5/32	5/32	17.2	
	ZPPF1/4	1/4	17.7	
	ZPPF5/16	5/16	19.6	
	ZPPF3/8	3/8	24	
	ZPPF1/2	1/2	25.3	


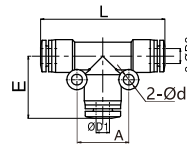
ZPU	Model	D(Inch)	L	Main Dimension
Straight-through 	ZPU1/8	1/8	33.6	
	ZPU5/32	5/32	34.0	
	ZPU1/4	1/4	33.40	
	ZPU5/16	5/16	38.1	
	ZPU3/8	3/8	43.1	
	ZPU1/2	1/2	47.8	

ZPG	Model	D1	D2	L	Main Dimension
Reduced-bore Straight-through 	ZPG5/32-1/8	5/32	1/8	33.9	
	ZPG1/4-1/8	1/4	1/8	33.8	
	ZPG1/4-5/32	1/4	5/32	34.0	
	ZPG5/16-1/8	5/16	1/8	37.5	
	ZPG5/16-5/32	5/16	5/32	37.6	
	ZPG5/16-1/4	5/16	1/4	37.5	
	ZPG3/8-1/4	3/8	1/4	41.8	
	ZPG3/8-5/16	3/8	5/16	42.6	
	ZPG1/2-5/16	1/2	5/16	46.8	
	ZPG1/2-3/8	1/2	3/8	47.8	


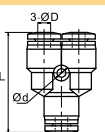
ZPV	Model	D(Inch)	L	d	Main Dimension
L-type 2 way 	ZPV1/8	1/8	18.4	3.4	
	ZPV5/32	5/32	18.7	3.4	
	ZPV1/4	1/4	18.5	3.3	
	ZPV5/16	5/16	22.8	3.2	
	ZPV3/8	3/8	27.6	4.2	
	ZPV1/2	1/2	29.2	4.2	


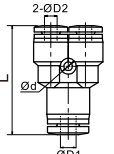
ZPE	Model	D	L	d	A	Main Dimension
T-type 3 way 	ZPE1/8	1/8	18.4	3.2	14	
	ZPE5/32	5/32	18.5	3.2	14	
	ZPE1/4	1/4	19.1	3.4	16	
	ZPE5/16	5/16	22.4	4.5	18.5	
	ZPE3/8	3/8	28.2	4.2	23.5	
	ZPE1/2	1/2	29.2	4.3	26.8	


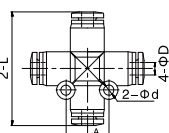
ZPEG	Model	D1	D2	E	L	d	A	Main Dimension
T-type Reduced bore 3 way 	ZPEG1/4-1/8	1/4	1/8	19	38	3.1	15.7	
	ZPEG1/4-5/32	1/4	5/32	19	38	3.1	15.7	
	ZPEG5/16-1/8	5/16	1/8	20.9	45	3.1	15.7	
	ZPEG5/16-5/32	5/16	5/32	21	45	3.1	17.7	
	ZPEG5/16-1/4	5/16	1/4	21.1	45	3.1	17.7	
	ZPEG3/8-1/4	3/8	1/4	24	50.8	4.3	18.6	
	ZPEG3/8-5/16	3/8	5/16	22.7	55.7	4.2	17.7	
	ZPEG1/2-3/8	1/2	3/8	28.9	58	4.2	26.8	


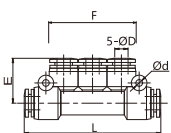
ZPEW	Model	D1	D2	E	L	d	A	Main Dimension
T-type Reduced bore 3 way 	ZPEW1/4-5/32	1/4	5/32	19.3	38	3.1	15.9	
	ZPEW5/16-1/4	5/16	1/4	23	44	3.2	17.8	
	ZPEW3/8-1/4	3/8	1/4	28.7	54	4.2	23.7	
	ZPEW3/8-5/16	3/8	5/16	28.7	55.4	4.2	23.7	
	ZPEW1/2-3/8	1/2	3/8	29.5	58.5	4.2	26.7	


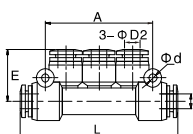
## ○ Inch Tubing


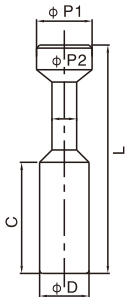
ZPY	Model	D(Inch)	L	d	Main Dimension
Y-type 3 way  $\Phi D$	ZPY1/8	1/8	35.0	3.2	
	ZPY5/32	5/32	35.5	3.2	
	ZPY1/4	1/4	36.1	3.2	
	ZPY5/16	5/16	40.0	3.2	
	ZPY3/8	3/8	49.5	4.3	
	ZPY1/2	1/2	53.2	4.2	


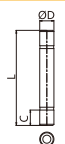
ZPW	Model	D1	D2	L	d	Main Dimension
Y-type Reduced bore 3 way $\Phi D1$  $D1 > D2$ $\Phi D2$	ZPW1/4-5/32	1/4	5/32	36.6	3.2	
	ZPW5/16-5/32	5/16	5/32	39.2	3.2	
	ZPW5/16-1/4	5/16	1/4	39.7	3.2	
	ZPW3/8-1/4	3/8	1/4	45.6	3.2	
	ZPW3/8-5/16	3/8	5/16	49	4.2	
	ZPW1/2-5/16	1/2	5/16	52.1	4.2	
	ZPW1/2-3/8	1/2	3/8	52.9	4.2	

ZPZA	Model	D(Inch)	L	d	A	Main Dimension
Cross 4 way  $\Phi D$	ZPZA5/32	5/32	37.6	3.2	15.8	
	ZPZA1/4	1/4	38	3.2	15.8	
	ZPZA5/16	5/16	45.2	3.4	17.7	
	ZPZA3/8	3/8	56.1	4.2	23.6	
	ZPZA1/2	1/2	58.2	4.3	26.5	


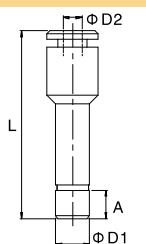
ZPK	Model	D	L	d	F	E	Main Dimension
5 way  $\Phi D$	ZPK1/8	1/8	56.2	3.2	35.6	19	
	ZPK5/32	5/32	56.5	3.2	35.6	19.2	
	ZPK1/4	1/4	60.8	3.2	41.7	20.2	
	ZPK5/16	5/16	80.6	4.2	47.7	24.5	
	ZPK3/8	3/8	87.5	4.2	57.5	26.1	
	ZPK1/2	1/2	101.5	4.2	67.0	30.1	


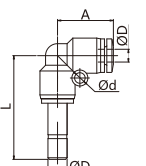
ZPKG	Model	D1(Inch)	D2(Inch)	L	d	E	A	Main Dimension
Reduced-bore 5 way  $\Phi D$	ZPKG1/4-5/32	1/4	5/32	56.7	3.2	19	35.7	
	ZPKG5/16-5/32	5/16	5/32	62.2	3.2	20.3	41.7	
	ZPKG5/16-1/4	5/16	1/4	62.2	3.2	20	41.7	
	ZPKG3/8-1/4	3/8	1/4	82.1	4.3	23.6	47.5	
	ZPKG3/8-5/16	3/8	5/16	82.1	4.3	24.5	47.5	


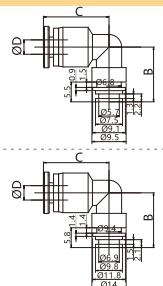
ZPP	Model	D(Inch)	L	C	P1	P2	Main Dimension
Plug 	ZPP1/8	1/8	27.3	15	4.5	2.5	
	ZPP5/32	5/32	27.3	15	5	3	
	ZPP1/4	1/4	32.8	15.6	6.8	2.9	
	ZPP5/16	5/16	35.7	18	8.8	3.8	
	ZPP3/8	3/8	41.4	20.5	10.6	4.5	
	ZPP1/2	1/2	43.3	22.5	12.5	5.6	

ZPIJ	Model	C	D(Inch)	L	Main Dimension
Same diameter metal straight through plug 	PIJ5/32	6.3	5/32	39	
	PIJ1/4	6.5	1/4	40	
	PIJ5/16	6.7	5/16	45	
	PIJ3/8	7.8	3/8	46	
	PIJ1/2	8	1/2	52	


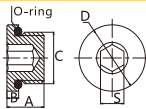
## ⊙ Inch Tubing-G Thread


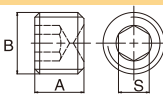
ZPGJ	Model	D1(Inch)	D2(Inch)	A	L	Main Dimension
Reduced diameter metal through-rod fittings  $\phi D$	ZPGJ1/4-5/32	1/4	5/32	6.5	33.2	
	ZPGJ5/16-5/32	5/16	5/32	6.5	34.9	
	ZPGJ5/16-1/4	5/16	1/4	6.5	39	
	ZPGJ3/8-1/4	3/8	1/4	8.1	36.8	
	ZPGJ1/2-1/4	1/2	1/4	7.8	38.1	
	ZPGJ1/2-5/16	1/2	5/16	7.8	40.2	
	ZPGJ1/2-3/8	1/2	3/8	7.8	46.4	

ZPLJ	Model	D(Inch)	A	L	d	Main Dimension
Rod Right-angle  $\phi D$	ZPLJ5/32	5/32	18.5	35.1	3.2	
	ZPLJ1/4	1/4	18.6	34.8	3.2	
	ZPLJ5/16	5/16	22.8	40.8	3.2	
	ZPLJ3/8	3/8	27.4	46.3	4.1	
	ZPLJ1/2	1/2	29.3	50.1	4.2	

ZPLK	Model	D(Inch)	B	C	Main Dimension
L-Shaped Insertion Fitting  $\phi D$	ZPLK5/32-GR01	5/32	15.2	17.7	
	ZPLK1/4-GR01	1/4	17.5	19.2	
	ZPLK5/16-GR01	5/16	18	21.6	
	ZPLK3/8-GR01	3/8	19	25.5	
	ZPLK1/2-GR01	1/2	21	31	
	ZPLK5/32-GR02	5/32	15.5	17.7	
	ZPLK1/4-GR02	1/4	17.8	19.2	
	ZPLK5/16-GR02	5/16	18.3	21.6	
	ZPLK3/8-GR02	3/8	19.3	25.5	
	ZPLK1/2-GR02	1/2	21.3	31	

## ⊙ Plug

GSC	Model	A	B	C	D	S	Main Dimension
	GSC5-P01	5.1	1.5	M5x0.8	7.8	3	
	GSC7-P01	7.8	3	M7x1	10	3	
	GSC1/8-P01	7	2	G1/8	12	5	
	GSC1/4-P01	9.5	3	G1/4	17	6	
	GSC3/8-P01	10.5	3.5	G3/8	20	8	

GSC	Model	A	B	S	Main Dimension
	GSC5X4N	5	M5	2.5	
	GSC1/8X7N	7	G1/8	5	
	GSC1/4X8N	8	G1/4	6	
	GSC3/8X10N	10	G3/8	8	
	GSC1/2X12N	12	G1/2	10	