

SZP

Vacuum Pad



How to Order?

Series No.	Pad Diameter	Pad Type	Pad Material	Lock Ring
SZP:	02: Ø2 10: Ø10 25: Ø25		N: NBR	
SZP Series	04: Ø4 13: Ø13 32: Ø32		S: Silicone rubber	No: with lock ring
	06: Ø6 16: Ø16 40: Ø40			X19: without lock ring
	08: Ø8 20: Ø20 50: Ø50			*10 or above

Code	Pad Type	Pad Diameter
U	Flat type	Ø2 Ø4 Ø6 Ø8 Ø10 Ø13 Ø16 Ø20 Ø25 Ø32 Ø40 Ø50
C	Flat Type with ribs	Ø10 Ø13 Ø16 Ø20 Ø25 Ø32 Ø40 Ø50
D	Deep type	Ø10 Ø16 Ø25 Ø40
B	Bellows type	Ø6 Ø8 Ø10 Ø13 Ø16 Ø20 Ø25 Ø32 Ø40 Ø50

Order Example: SZP Series Vacuum Pad, pad diameter φ10, flat type, NBR, without locking. Order code is: SZP10UN-X19

Lock Ring Represent

Series No.	Suitable Pad Diameter
SZPL: SZPL Series	1: Ø10-Ø16
	2: Ø20-Ø32
	3: Ø40-Ø50

Order Example:

SZPL Series Lock Ring, suitable for pad diameter φ10. Order code is: SZPL1

Pad Type

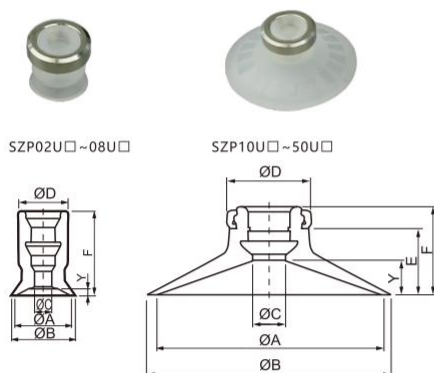
Pad material features: ● Good ○ OK × Not available

Material/Features	Hardness HS±5°	Operating Working Temperature Range (°C)	Gasoline Resistance	Oil benzene Resistance	Alkali Resistance	Acid Resistance	Weather Assistance	Ozone Resistance	Wear Resistance	Water Resistance	Solvent Resistance
NBR	50°	0~120	●	×	○	○	×	×	●	○	×
Silicone Rubber	40°	-30~200	×	×	○	×	●	●	×	○	×

Type	Features	Pad Diameter Size				Material
		Ø2-Ø8	Ø10-Ø16	Ø20-Ø32	Ø40-Ø50	
Flat Type (U)	The workpiece surface is flat and no deform.	●	●	●	●	NBR Adsorb hard shell paper, plywood, iron plate and other general workpiece.
Flat Type with Ribs (C)	The workpiece is easy to deform and reliably detach.		●	●	●	Silicone rubber Adsorb semiconductor, metal forming products, thin workpiece, food workpiece.
Bellows Type (B)	No mounting buffer space and the suction surface is tilted.		●	●	●	PUR Adsorb hard shell paper, plywood, iron plate.
Deep Type (D)	The workpiece surface is curve.		●	●	●	FKM Adsorb pharmaceutical workpiece.

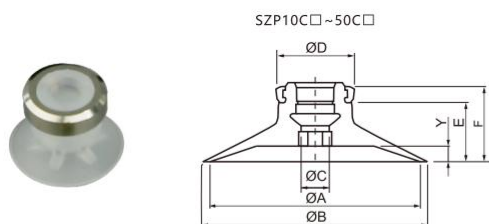
Pad Type

Flat Type (U)



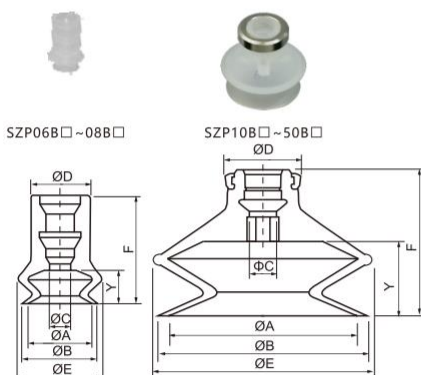
Model No.	ØA	ØB	ØC	ØD	E	F	Y
SZP02U□	2	2.6	1.2	7	—	12	0.8
SZP04U□	4	4.8	1.6	7	—	12	0.8
SZP06U□	6	7	2.5	7	—	12	0.8
SZP08U□	8	9	2.5	7	—	12	1
SZP10U□	10	12	5	13	7.7	12	3
SZP13U□	13	15	5	13	7.7	12	3
SZP16U□	16	18	5	13	8.2	12	3.5
SZP20U□	20	23	5	15	9.5	14	4
SZP25U□	25	28	5	15	9.5	14	4
SZP32U□	32	35	5	15	10	14.5	4.5
SZP40U□	40	43	7	18	13.7	18.5	6.5
SZP50U□	50	53	7	18	14.7	19.5	7.5

Flat Type with Ribs (C)



Model No.	ØA	ØB	ØC	ØD	E	F	Y
SZP10C□	10	12	4	13	7.7	12	1.7
SZP13C□	13	15	4	13	7.7	12	1.8
SZP16C□	16	18	4	13	8.2	12.5	1.2
SZP20C□	20	23	4	15	9.5	14	1.7
SZP25C□	25	28	4	15	9.5	14	1.8
SZP32C□	32	35	4	18	10	14.5	2.3
SZP40C□	40	43	7	18	13.7	18.5	3.3
SZP50C□	50	53	7	18	14.7	19.5	3.8

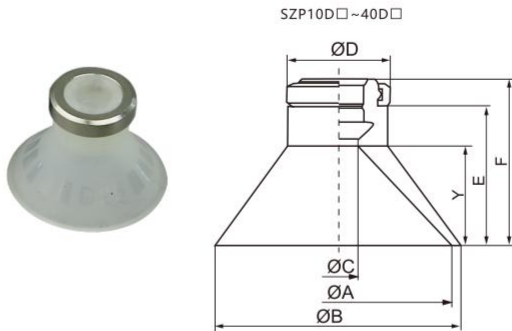
Bellows Type (B)



Model No.	ØA	ØB	ØC	ØD	E	F	Y
SZP06B□	6	7	2.5	7	9.1	13	4
SZP08B□	8	9	2.5	7	10.1	13	4
SZP10B□	10	12	4	13	13.8	16	5.5
SZP13B□	13	15	4	13	19	18.5	7.5
SZP16B□	16	18	4	13	21	20	8.5
SZP20B□	20	23	4	15	25	23.5	10.5
SZP25B□	25	28	4	15	28	24	10.5
SZP32B□	32	35	4	15	37	29	14
SZP40B□	40	43	7	18	48	34	16
SZP50B□	50	53	7	18	57	38	19

Pad Type

Deep Type (D)



Model No.	ØA	ØB	ØC	ØD	E	F	Y
SZP10D□	10	12	4	13	10.7	15	6
SZP16D□	16	18	4	13	11.7	16	7
SZP25D□	25	28	4	15	15.5	20	10
SZP40D□	40	43	7	18	24.2	29	17