

SZF

Commonly Used Flat Pad



Product Features

- It has very good structural design.
- There is a support structure at the bottom of the product.
- The volume inside the pad is small.
- Handling thin-walled workpieces will not cause irreversible deformation.
- This pad has small size and strong adsorption force.
- Shorter work period
- Workpieces of various sizes and shapes are suitable for this pad.
- This pad can be used to carry smooth or slightly rough flat workpiece, such as: wood, steel, plywood, plastic board
- This pad can be used to carry electronic components. Its material is anti-static, so it can effectively prevent the damage of static electricity to electronic products.

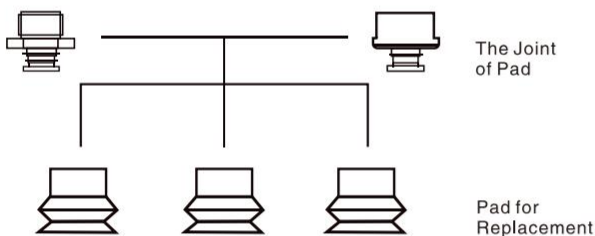
How to order?

Series NO.	Size Specification	Sucker Material	Connection Specification
SZF: SZF Series	15: Φ 15mm 20: Φ 20mm 25: Φ 25mm 30: Φ 30mm 40: Φ 40mm 50: Φ 50mm 75: Φ 75mm 110: Φ 110mm 150: Φ 150mm 200: Φ 200mm 300: Φ 300mm	N: nitrile rubber S: Silicone rubber WS: White silicone rubber CS: conductive silicone rubber	Blank: Pad only M5M: M5X0.8 male thread G1M: G1/8 male thread G2M: G1/4 male thread G3M: G3/8 male thread G1F: G1/8 female thread G2F: G1/4 female thread G3F: G3/8 female thread G4F: G1/2 female thread G6F: G3/4 female thread

Order Example: SZF serie commonly used flat pad, pad diameter Φ 50, nitrile rubber, thread type: G1/4 female thread, ERP code is: SZF50N-G2F

Model Number	Connection specification M-external thread	F-Internal thread
SZF15□	SZF15□-M5M	-
SZF20□	SZF20□-G1M	SZF20□-G1F
SZF25□	SZF25□-G1M	SZF25□-G1F
SZF30□	SZF30□-G1M	SZF30□-G1F
SZF40□	SZF40□-G1M	SZF40□-G1F
SZF50□	SZF50□-G2M SZF50□-G3M	SZF50□-G2F
SZF75□	-	SZF75□-G2F
SZF110□	-	SZF110□-G4F
SZF150□	-	SZF150□-G4F
SZF200□	-	SZF200□-G4F
-	-	SZF300□-G6F

Structure



Split structure design of pad and joint, could to replace wearing parts separately.
The diameter of the pad is 50–150mm, and it can be optionally equipped with a contact induction valve to prevent accidental vacuum leakage. In the same series, replacement suckers and joint can be combined on request.

Specifications

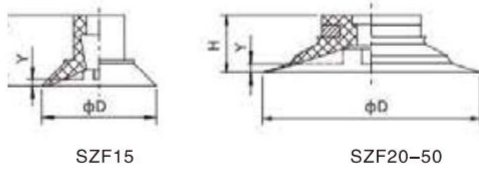
Model Number	Pulling Force(N)	Internal Volume(cm ³)	Weight (g)	Recommended hose(mm)	Minimum package(pcs)
SZF15	8	0.5	0.7	6	10
SZF20	14.5	0.8	1.4	6	5
SZF25	22	1.2	1.8	6	5
SZF30	32	1.5	2.6	6	5
SZF40	60	3	5.2	6	5
SZF50	88	7	11.5	6	1
SZF75	200	20	47.2	8	1
SZF110	430	60	116	10	1
SZF150	795	160	344.2	10	1
SZF200	1500	550	732.2	12	1
SZF300	3200	730	2700	12	1

Note: The measured vacuum is 60kPa, and the workpiece surface is smooth and clean. The pull-out force in the table does not include the safety factor.
The value may vary depending on the surface condition of the workpiece. It is recommended that the connected vacuum pipe be as short as possible, and the length should not exceed 2m.

SZF Serie Commonly Used Flat Pad

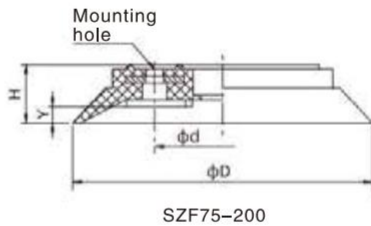


○ Main Dimension (mm)

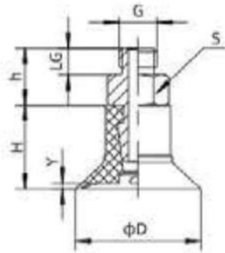


SZF15

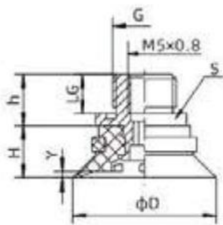
SZF20-50



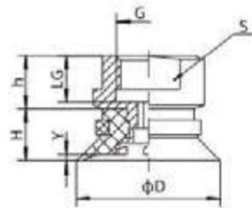
SZF75-200



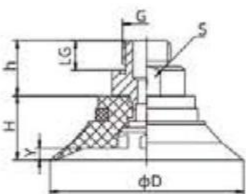
SZF15-M5M Mounting hole



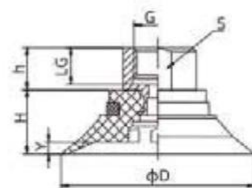
SZF20-30 Mounting hole



SZF20-30
Female Thread Connection



SZF40-50 Mounting hole



SZF40-50
Female Thread Connection

Model/Size	D	H	Y
SZF15□	16,5	11	0,8
SZF20□	22	8	1
SZF25□	27	9	1
SZF30□	32	10	1,2
SZF40□	42	13	1,2
SZF50□	53	17,5	3,2

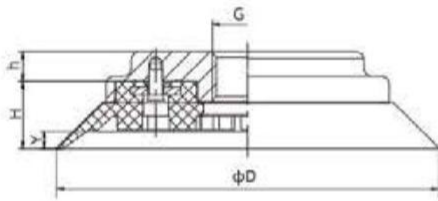
Model/Size	D	H	d	Y	Mounting hole
SZF75□	77	13	35	4	4-Φ6,5
SZF110□	112	20	55	6	8-Φ6
SZF150□	152	26	70	8	8-Φ6
SZF200□	200	45	40	20	4-Φ9

Model/Size	D	H	G	LG	h	s	Y
SZF15□-M5M	16,5	11	M5 x 0,8	3,5	7,5	7	0,8

Model/Size	D	H	G	LG	h	S	Mounting hole
SZF20□-G1M	22	8	G1/8	6	7,8	13	1
SZF20□-G1F	22	8	G1/8	7	8	13	1
SZF25□-G1M	27	9	G1/8	6	7,8	13	1
SZF25□-G1F	27	9	G1/8	7	8	13	1
SZF30□-G1M	32	10	G1/8	6	7,8	13	1,2
SZF30□-G1F	32	10	G1/8	7	8	13	1,2

Model/Size	D	H	G	LG	h	S	Mounting hole
SZF40□-G1M	42	13	G1/8	6	12	17	1,2
SZF40□-G1F	42	13	G1/8	7	10	17	1,2
SZF50□-G2M	53	17,5	G1/4	9	17	24	3,2
SZF50□-G2F	53	17,5	G1/4	10	13	24	3,2
SZF50□-G3M	53	17,5	G3/8	10	18	24	3,2
SZF50□-G3F	53	17,5	G3/8	11	13	24	3,2

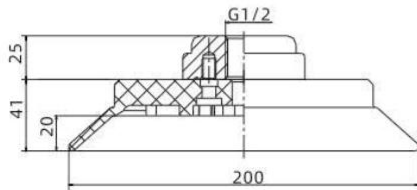
◎ Main Dimension (mm)



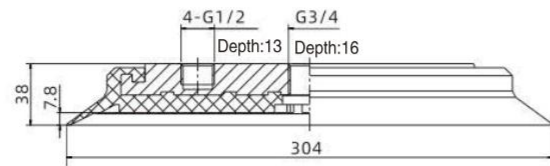
SZF75-150
Female Thread Connection

Model/Size	D	H	G	h	Y
SZF75□-G2F	77	13	G1/4	13	4
SZF110□-G4F	112	20	G1/2	9	6
SZF150□-G4F	152	26	G1/2	10	8

Pad with Joint



SZF200
Female Thread Connection



SZF300
Female Thread Connection