

V Series Standard/Low Power Solenoid Valve (3/2 way)



V

Standard/Low Power Solenoid Valve (3/2)

V321



Product Features

- * Various voltages and working styles are available.
- * Different surface treatment, thread types (G,PT,NPT) are available.
- * With manual installation, easy to debugging

How to Order?

Low Power Solenoid Valve

Series No.	Valve Body ID code	ID Code	Positions	Ways	Controls	Port Size	Voltage	Connection Mode	Cover Color	Patchcord	Thread Type	Valves
N	Blank: Standard valve body P: European valve body (Only for 3/2 way)	M: Standard armature +Energy saving coil	2: 2 positions	3: 3 ways	1: Single control	M5; M5 06: 1/8"	E1: AC110V E2: AC220V E4: DC24V	Blank: DIN connector type L: Plug-in Type	Blank: Brown translucent J: Colorless and translucent		Blank: G P: PT T: NPT	Blank: 1Valve (No mounting accessory) 2F: 2 Valves 3F: 3 Valves 10F: 10 Valves

Note : Only V series solenoid valve has port size M5 and only the 1 valve type (no mounting accessory)

Blank: Patchcord length is 0.3 meter
0.6M: Patchcord length is 0.6 meter
1M: Patchcord length is 1 meter
(Options for "L: Plug-in type" Only)

Standard Solenoid Valve

Series No.	Ways	Positions	Controls	Port Size	ID Code	Voltage	Connection Mode	Cover Color	Patchcord	Thread Type	Valves
V: Standard valve body VP: European valve body	3: 3 ways	2: 2 positions	1: Single control	V321 M5: M5 06: 1/8" VP321 06: 1/8"	Blank: Standard type	E1: AC110V E6: AC36V E2: AC220V E7: AC24V E3: AC380V E8: DC110V E4: DC24V E9: DC48V E5: DC12V E10: DC36V	Blank: DIN connector F: Flying leads L: Plug-in Type	Blank: Brown translucent J: Colorless and translucent		Blank: G P: PT T: NPT	Blank: 1Valve (No mounting accessory) 2F: 2 Valves 3F: 3 Valves 10F: 10 Valves

Note : Only V series solenoid valve has port size M5 and only the 1 valve type (no mounting accessory)

Blank: Patchcord length is 0.3 meter
0.6M: Patchcord length is 0.6 meter
1M: Patchcord length is 1 meter
(Options for "L: Plug-in type" and "F: Flying leads type" Only)

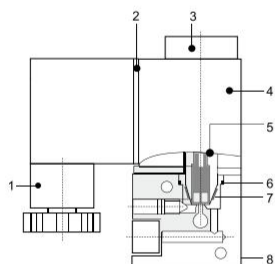
Order Example:

N series solenoid valve, standard pilot+Energy saving coil, 3/2 way, single control, 1/8" port size, standard coil, DC24V, 2 valves
DIN connector, G thread, ERP code is: NM231-06E4-2F

Specifications

Model No.	NM231-M5	NM231-06	NPM231-06	V321-M5	V321-06	VP321-06
Working medium	Clean air (After 40 μm filtration)					
Acting type	Direct acting					
Orifice (mm)	1.0					1.2
Port size	M5	G 1/8		M5	G 1/8	
Lubrication	Not required					
Working pressure (MPa)	0~0.8					
Guaranteed pressure (MPa)	1.2					
Working temperature (°C)	-5~60(No freezing)					
Voltage range	-15%~+10%					
Power consumption	DC24V:0.7W	AC220V:0.9VA	AC110V:1.4VA	AC:4VA	DC:3W	AC:7VA DC:6.5W
Insulation class	Class F					
Protective class	IP65 (DIN40050)					
Max. acting frequency	10 cycles/s					
Seal material	NBR					
Activate time	Below 0.05 Sec.					
Weight (g)	141	138		141	138	

Internal Structure

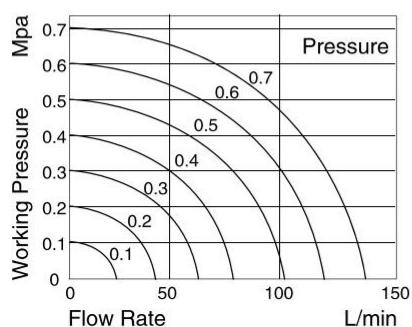


No.	Designation
1	Connector
2	Connector washer
3	Nut
4	Coil
5	Pilot units
6	O-Ring
7	Spring
8	Valve body

Main Parts Material

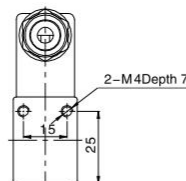
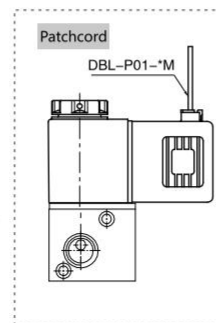
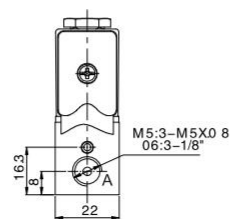
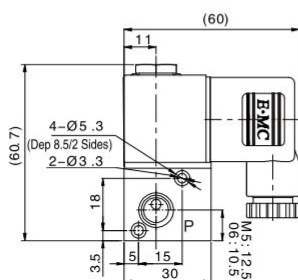
Part name	Material
Valve body	Aluminum alloy
Connector	Engineered plastics
Connector washer	NBR
Pilot units	Pure steel+Cu+Stainless steel
Nut	POM+Carbon steel
Coil	Brass Wire covered with heat resistance colophony

Flow Chart

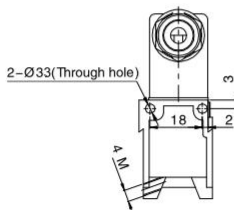
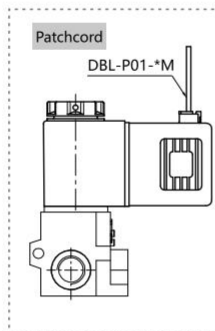
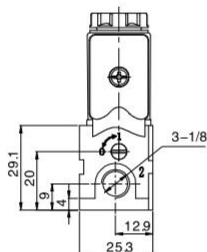
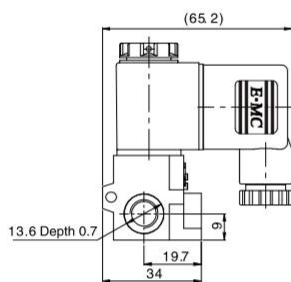


Main Dimension

V321



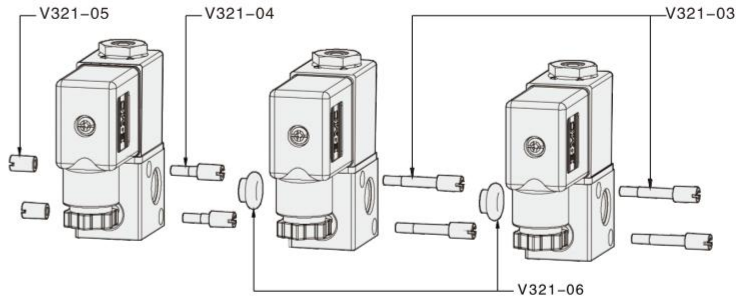
VP321



V Series Standard/Low Power Solenoid Valve (3/2 way)



Combination of Schematic Diagram



Mounting accessory order details:

Valve Quantity	V321-06□ The finished valves	V321-03	V321-04	V321-05	V321-06
V321-06□-□-2F	2	2	2	2	1
V321-06□-□-3F	3	4	2	2	2
.....
V321-06□-□- <i>n</i> F	<i>n</i>	2(<i>n</i> -1)	2	2	<i>n</i> -1

Note : *n* indicates valve quantity , and $2 \leq n \leq 10$

