
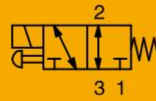


EHE

Fast-Switching Valves



Product Features

- High-speed driving chip is adopted, with power as low as 2W and response time as low as 2ms
- Large flow rate of 100L/min and long service life of more than 200 million times
- Coaxial cut-off structure, no back pressure balance valve core. solenoid valve action is not affected by working medium pressure, with strong dirt resistance and good sealing performance
- Zero pressure start, which can be used for vacuum
- 3/2 way, Universal for N.C. & N.O. type, suitable for 8 kinds applications such as high-speed screening, dispensing, gluing, packaging and high-speed vacuum adsorption and handling, etc.
- Single valve and manifold installation methods, and manual lever is set to facilitate installation and debugging

How to Order?

Solenoid Valve

Series No.	Ports	Positions	Valve Body Size	Controls	Switch Time	Port Size	Voltage	Patch Cord
EHE:EHE Series	3:3 ports	2:2 positions	1:1 series	1:Single electronic control	Blank: 7ms(Standard) S: 2ms(high speed type)	M5:M5 M7:M7 C4:C4 C6:C6	E4:DC24V	Black:wiring length 0.3 meter 0.6M:wiring length 0.6 meter 1M:wiring length 1 meter

Order Example: EHE series, 3/2 ways, 1 series valve body size, standard coil, Pros that switch as fast as 2 milliseconds, port size M5, voltage DC24V, patch cord wiring length 0.6 meter, ERP code is: EHE3211S-M5E4-0.6M

Valve Terminal

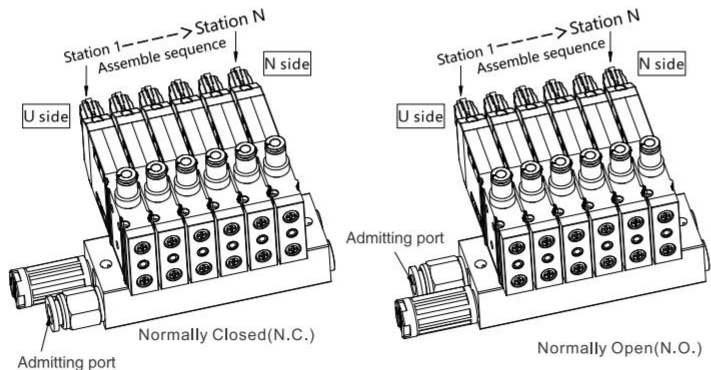
Series No.	3/2 ways	Valve body size	Controls	Switch Time	Voltage	Inlet&Exhaust Port	Patch Cord	Thread Type
EHE:EHE Series	32	1:1series	1:Single electronic control	Blank: 7ms(Standard) S: 2ms(high speed type)	E4:DC24V		Black:wiring length 0.3 meter 0.6M:wiring length 0.6 meter 1M:wiring length 1 meter	Black: G P: PT T: NPT

Code	Port Size	Remark
Y	2/3 position(N,C.)	Assembly sequence, 1st link start from U side
H	2/3 position(N,O.)	
B	Blind spot	

Code	Port Size	Remark
M5	M5 fitting	
C4	4 one-touch fitting(ZPOC04-M5C)	Assembly sequence, 1st link start from U side
M7	M7 fitting	
C6	6 one-touch fitting(ZPOC6-M7C)	

Code	Port Entry	1 Series	Remark
Blank	Both side without silencer, fitting, plug	-	
U	U side with silencer, PC fitting	φ 8	Plugs are mounted on the opposite side of the selected ports
N	Station N with silencer, PC fitting		
UN	Both side with silencer, PC fitting		
UL	U side without silencer, PL fitting		
NL	Station N with silencer, PL fitting	φ 10	
UNL	Both side with silencer, PL fitting		
U1	U side with silencer, POC fitting		
N1	Station N with silencer, POC fitting		
UN1	Both side with silencer, POC fitting		

Order Example:
EHE series, 1 series valve body size, single electronic control standard coil, Pros that switch as fast as 2 milliseconds, 6 N.C. solenoid valves 2 blind plates, the first and second stations of the working port are C4, voltage DC24V, U side with c, PC fitting, G thread patch cord wiring length 0.3 meter. ERP code is: EHE3211S-6Y2B-2C64C4E4-U



EHE Series Fast-Switching Valves



Manifold

EHE 32 □ — N F — Thread Type

EHE Series
3 port, 2 position
1:1 series valve body
1:1station
2:2stations
3:3stations
.....
24:24stations

F:Manifold
Black:G
P:PT
T:NPT

Blind Plate

EHEBP321

EHE3211 series manifold blind plate

Specifications

Model	EHE3211-M5	EHE3211-M7	EHE3211S-M5	EHE3211S-M7
Working Medium	Clean Air(After 40 μ m filtration)			
Acting Type	Direct Acting			
Sectional Area(mm ²)	1.4 (Cv=0.08)	1.7 (Cv=0.1)	1.4 (Cv=0.08)	1.7 (Cv=0.1)
Port Size	M5	M7	M5	M7
Lubrication	Not Required			
Working Pressure(MPa)	-0.09~0.8			
Guaranteed Pressure(MPa)	1.5			
Working Temperature(°C)	-5~60(No Freezing)			
Voltage Range	DC24V±10%			
Power Consumption	3w		Start 20W, maintain 2W	
Insulation Class	F			
Protection Class	IP40			
Max. acting Frequency	130Hz		330Hz ①	
Seal Material	NBR			
Switch Time	Open 7ms:Close 3.5ms		Open 1.8ms:Close 2ms	
Weight(g)	63	60	65	62

Note: ①When the frequency exceeds 125Hz, the ambient temperature must be limited

Main Dimension

